




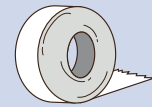

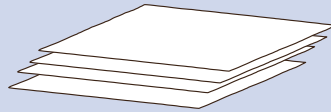
# GIRAFFE GROWTH CHART



Look how tall you are! Play With a Purpose with your child by measuring their height with this adorable growth chart! Don't forget to track their growth and use math vocabulary in your conversations!

## What you'll need:

- 8½ x 11 white paper (for printing)
- Scissors
- Tape or glue




## INSTRUCTIONS FOR CAREGIVER AND CHILD:

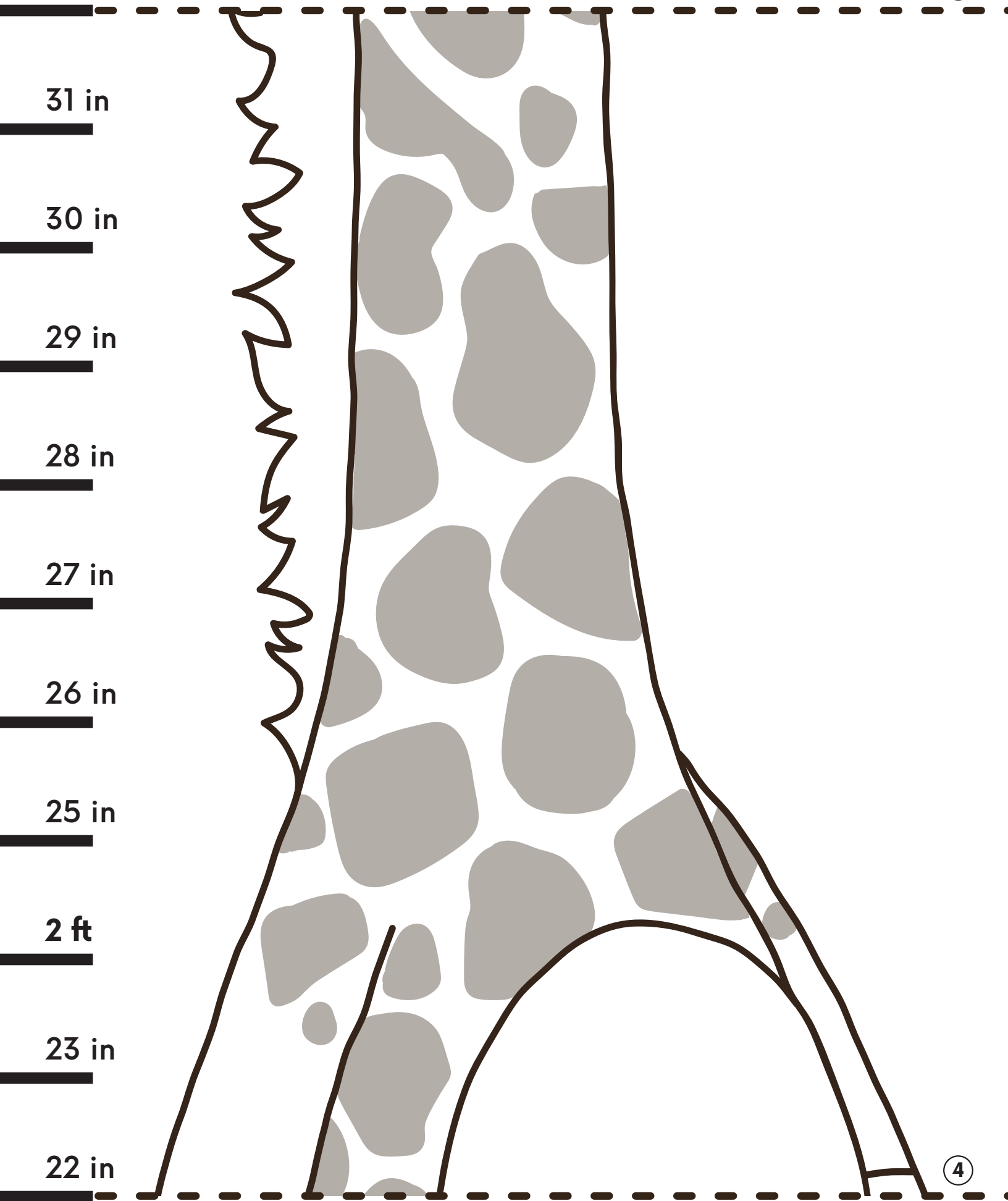
1. Print out the three pages of the Giraffe Growth Chart.
2. Tape, glue, or paste margin 2 on top of margin 3.
3. Tape, glue, or paste margin 4 on top of margin 5.
4. Measure one foot from the floor of an available wall, place the bottom of your Giraffe Growth Chart on the one-foot mark, and secure the Giraffe Growth Chart to the wall.
5. See how tall your child is!

Making crafts and doing activities is always fun! But remember, Playing With a Purpose is being actively engaged in your child's play. These activities are intended to enjoy together at the same time you ensure your child's safety and offer help as needed.






CUT



CUT



21 in

20 in

19 in

18 in

17 in

16 in

15 in

14 in

13 in

1 ft

CUT