

# PLAY WITH A PURPOSE: SHADOW PUPPETS



The  
Children's  
Reading  
Foundation


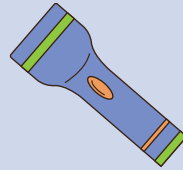
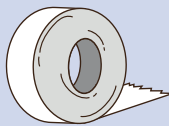
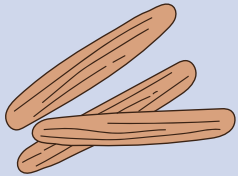





Let your child select one of the shadow puppets and create your own bedtime story together. Talk about your child's feelings and provide some reassurance that they are safe. Using these puppets as part of your storytelling at bedtime will help your child understand and tackle the nighttime shadows and show them that the dark can be fun!

What you'll need:

- Scissors
- Wooden popsicle sticks or chopsticks
- Clear tape
- Flashlight or cell phone flashlight
- 8½ x 11 white paper (for printing); the stiffer the paper the better



### INSTRUCTIONS FOR CAREGIVER AND CHILD:

1. Print out the character puppets on the other page of this document.
2. Cut out character puppets along the dotted lines. If your child can cut by themselves, ask them to practice their scissor skills by cutting out the character puppets. If they are not ready to use scissors, you can hold their hand and cut out the character puppets together.
3. On the backside of the character puppets, use several pieces of clear tape to attach the wooden stick to the puppet.
4. Now you are READY! to Play With a Purpose! Find a dark room, shine the flashlight on the wall, and test out where to hold the puppets in front of the light source.
5. Encourage your child to make up a story with the puppets. Ask your child questions as you play. What animals do you see? What are the animals doing? Are they jumping, dancing, or swaying?

Making crafts and doing activities is always fun! But remember, Playing With a Purpose is being actively engaged in your child's play. These activities are intended to enjoy together at the same time you ensure your child's safety and offer help as needed.