




ABC & 123 Bundle



The **ABC & 123 Bundle** is designed to jumpstart your child's understanding of the alphabet, objects, numbers, and counting. This educational and entertaining collection of alphabet and number-themed books and activities helps your child explore the world around them.

INSTRUCTIONS

1. There's no right or wrong order—feel free to mix and match activities.
 - Trace numbers and letters
 - Identify objects and color pictures
 - Read stories together featuring the alphabet and numbers
 - Play games and practice critical thinking
2. Make it interactive and reflect together.
 - Let your child choose which activity they want to try
 - Share your own thoughts to model writing skills
 - Talk about what they enjoyed and what they learned
3. Repeat and reinforce favorite activities often, and celebrate your child's efforts along the way.



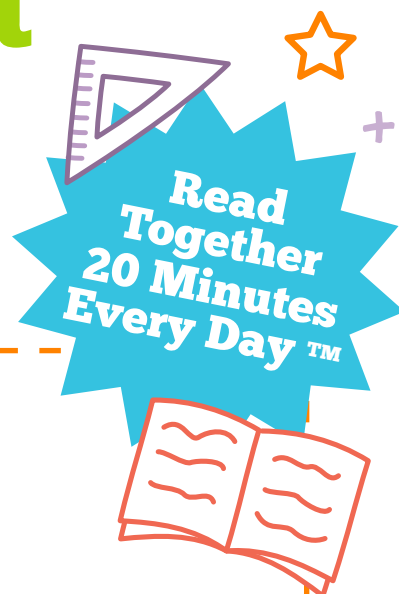
By using this bundle regularly, you're giving your child powerful tools to learn to write and problem solve all while learning their ABCs and 123s!



ABC & 123 Reading List



When families read together for just 20 minutes a day, they're doing more than building essential pre-reading and learning skills—they're also nurturing strong, loving relationships while learning the alphabet, numbers, and counting.



1. ***Touch Think Learn: ABC*** by Xavier Deneux
2. ***A is for Apple*** by Tiger Tales
3. ***The Very Hungry Caterpillar's ABC*** by Eric Carle
4. ***ABCs of Kindness*** by Samantha Berger
5. ***ABC of Love*** by Patricia Hegarty
6. ***Cement Mixer's ABC*** by Sherri Duskey Rinker
7. ***I Spy Letters*** by Jean Marzollo
8. ***The Alphabet's Alphabet*** by Chris Harris
9. ***Alphabet Oops!*** by Alethea Knots
10. ***E-Mergency!*** by Tom Lichtenheld
11. ***Counting Kisses*** by Karen Katz
12. ***The Crayons' Book of Numbers*** by Drew Daywalt
13. ***The Very Hungry Caterpillar*** by Eric Carle
14. ***1, 2, 3 Count with Me*** by Tiger Tales
15. ***Counting Cars*** by Roger Priddy
16. ***Ten Black Dots*** by Donald Crews
17. ***Math Curse*** by Jon Scieszka
18. ***Zero the Hero*** by Joan Holub
19. ***Seven Golden Rings*** by Rajani LaRocca
20. ***Swirl by Swirl*** by Joyce Sidman






At the library, choose one recommended book and let your child pick others that spark joy or curiosity. Each story is a chance to learn the ABCs and 123s, and to grow together through shared wonder.

Tracing Numbers



The
Children's
Reading
Foundation

Name _____

 one 	 Circle the number 1. <div>6 1 5</div> <div>2 3 8</div> <div>7 q 4 1</div>
---	--

Trace the number 1.

1	1	1	1	1	1	1	1	1	1	1	1	1	1	1	1	1	1	1	1

Practice writing the number 1.

Color 1 square.

--	--	--	--	--	--	--	--	--	--	--	--	--	--	--	--	--	--	--	--

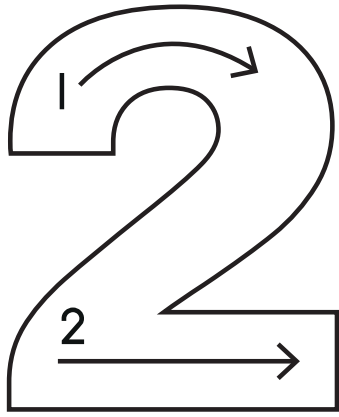




13 Counting
15 Copying and Tracing

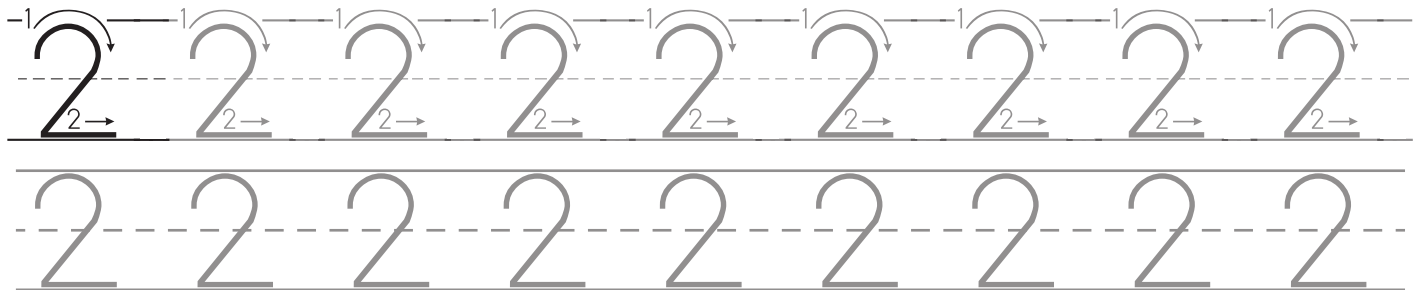
© 2024 The Children's Reading Foundation®.
All rights reserved.

Tracing Numbers

Name _____

 <p>two</p> 	 <p>Circle the number 2.</p> <p>6 1 5 2 q 3 2 7 2 4 8</p>
--	---

Trace the number 2.




Practice writing the number 2.

--	--	--	--	--	--	--	--	--	--




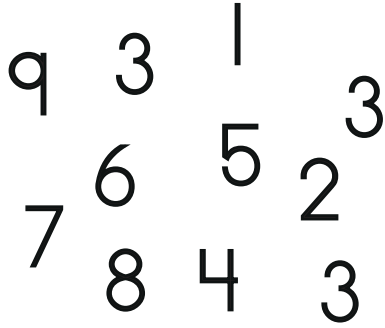
Color 2 squares.

--	--	--	--	--	--	--	--	--	--

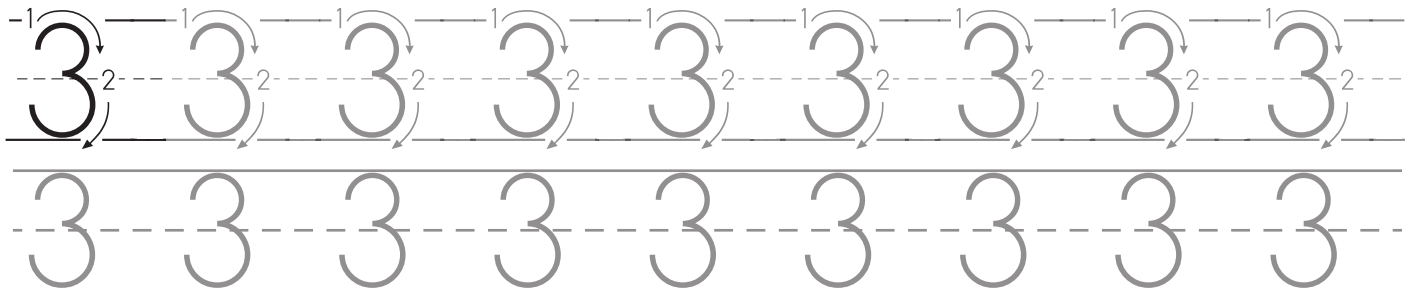


Tracing Numbers

Name _____

 <p>three</p> 	 <p>Circle the number 3.</p> 
--	---


Trace the number 3.



Practice writing the number 3.

Color 3 squares.

--	--	--	--	--	--	--	--	--	--



Tracing Numbers

Name _____

 four ○ ○ ○ ○	 Circle the number 4. 9 7 4 3 4 6 5 2 8 4 1
----------------------------	---

Trace the number 4.


Tracing practice lines for the number 4, showing stroke order (1: vertical down, 2: horizontal right, 3: vertical down) and dashed lines for tracing.

Practice writing the number 4.

Blank lines for practicing writing the number 4.

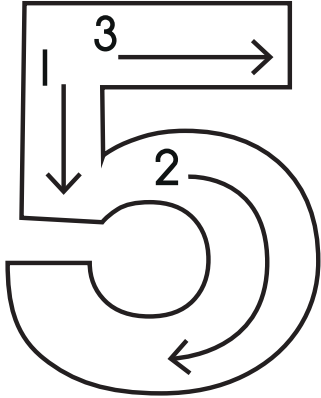
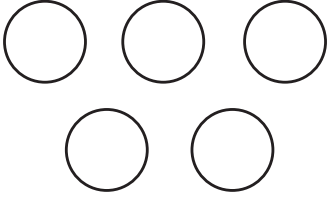

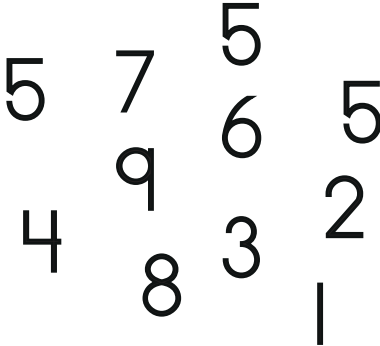
Color 4 squares.

A row of 10 empty squares for coloring.



Tracing Numbers

Name _____

 <p>five</p> 	 <p>Circle the number 5.</p> 
---	--


Trace the number 5.

Tracing practice lines for the number 5. The first row shows the number 5 with stroke order arrows (1: vertical down, 2: curved, 3: horizontal right) repeated 10 times. The second row shows the number 5 repeated 10 times for tracing.

Practice writing the number 5.

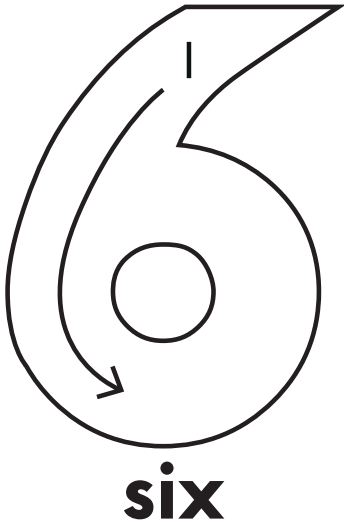
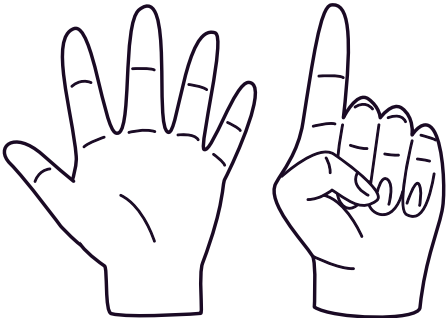
Color 5 squares.

--	--	--	--	--	--	--	--	--	--





















Tracing Numbers

Name _____

 <p>six</p> <div data-bbox="391 898 716 1100"><div><div></div><div></div><div></div></div><div><div></div><div></div><div></div></div></div>	 <p>Circle the number 6.</p> <div data-bbox="906 800 1268 1121"><div>6 1 5</div><div>2 7 3 8</div><div>6 q 6 4</div></div>
--	--

Trace the number 6.

Practice writing the number 6.

--	--	--	--	--	--	--	--	--	--

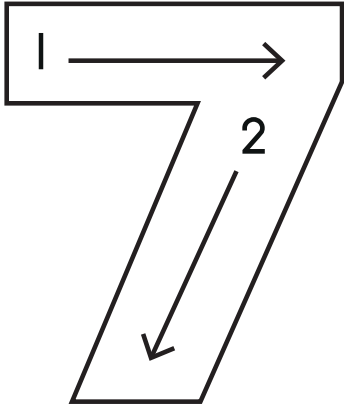
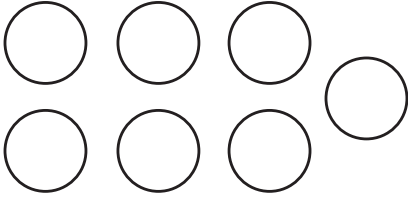

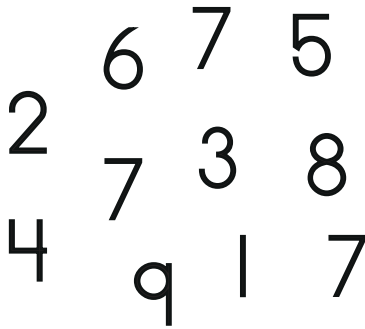
Color 6 squares.

--	--	--	--	--	--	--	--	--	--



Tracing Numbers

Name _____

 <p>seven</p> 	 <p>Circle the number 7.</p> 
--	--

Trace the number 7.


Tracing practice lines for the number 7. The first row shows the number 7 with stroke order arrows (1: horizontal right, 2: diagonal down-left). The second row shows the number 7 without arrows for independent tracing.

Practice writing the number 7.

Blank lines for practicing writing the number 7.


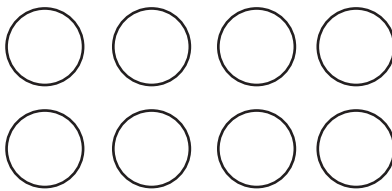

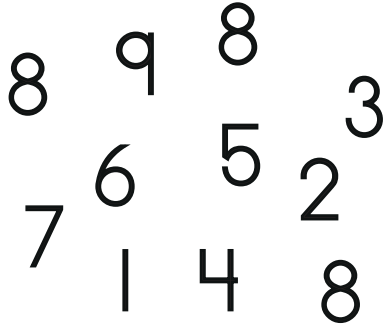
Color 7 squares.

Seven empty squares for coloring.

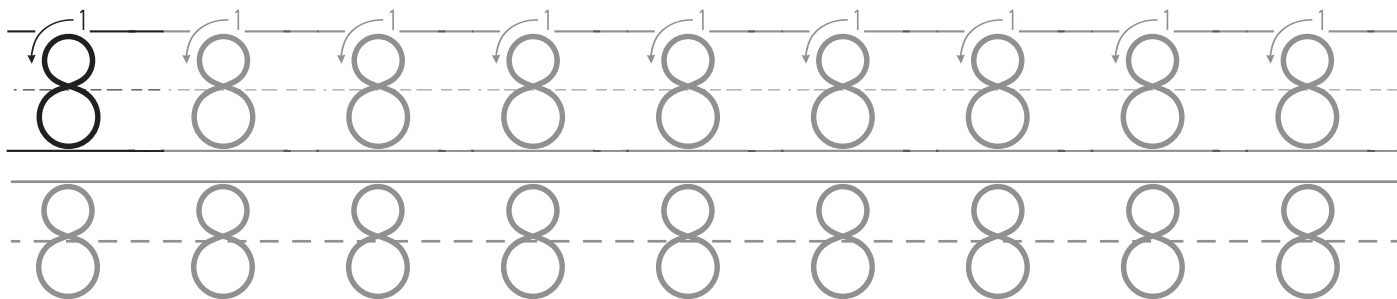


Tracing Numbers

Name _____

 eight 	 Circle the number 8. 
---	---


Trace the number 8.



Practice writing the number 8.

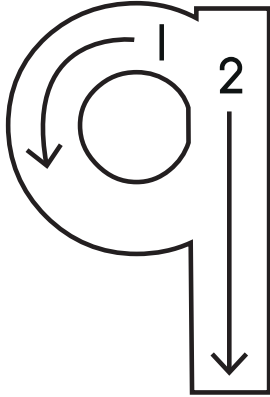
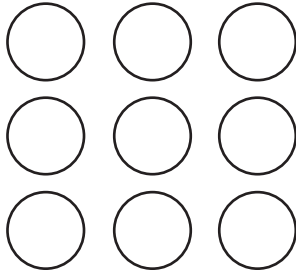
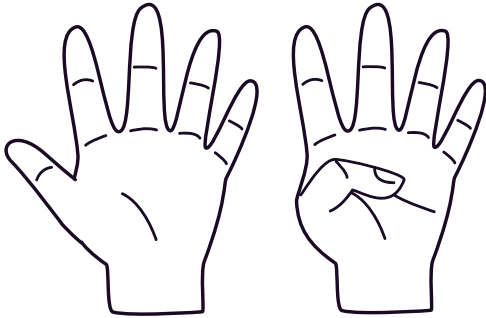

Color 8 squares.

--	--	--	--	--	--	--	--	--	--



Tracing Numbers

Name _____

 <p>nine</p> 	 <p>Circle the number 9.</p> 
---	--

Trace the number 9.


Tracing practice lines for the number 9. The first row shows eight '9's with numbered arrows indicating stroke order (1: counter-clockwise circle, 2: downward vertical line). The second row shows eight '9's for tracing without stroke guides.

Practice writing the number 9.

Blank handwriting lines for practicing writing the number 9.

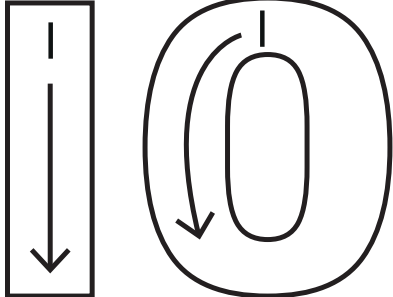
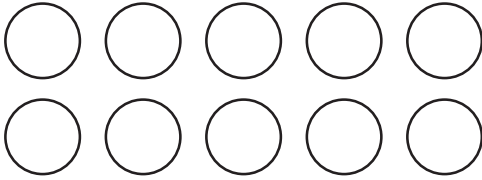

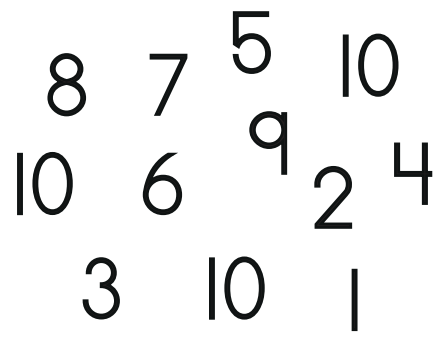
Color 9 squares.

A row of nine empty squares for coloring.

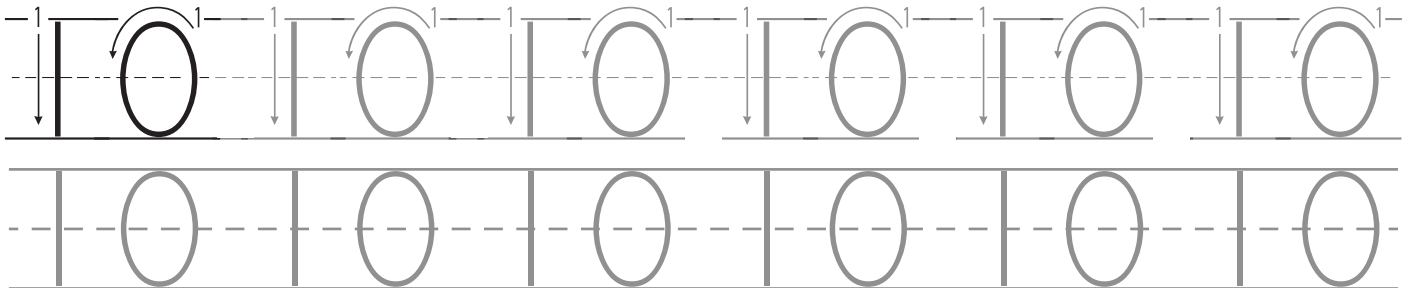


Tracing Numbers

Name _____

 ten 	 Circle the number 10. 
---	--

Trace the number 10.



Practice writing the number 10.

Color 10 squares.

--	--	--	--	--	--	--	--	--	--



Tracing Letters

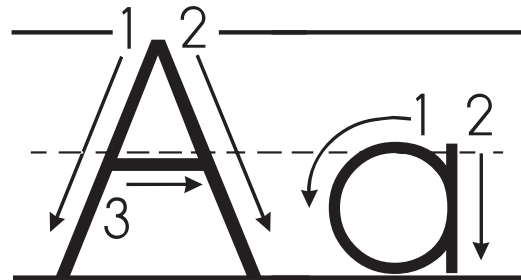


The
Children's
Reading
Foundation


Name _____

Aa

Trace the letters.



Color the picture.

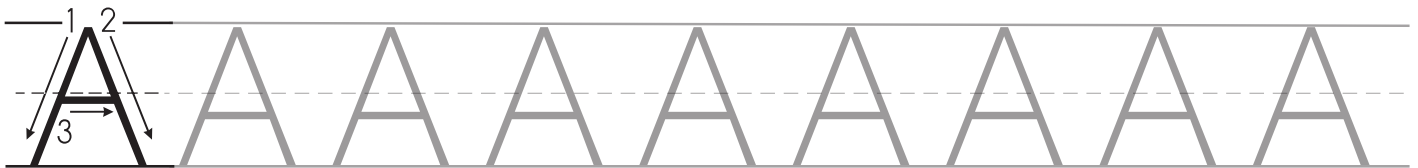


Apple

Circle the letter A.

A	O	P
N	A	X
A	E	W

Trace the letters.



2 Naming Letter Shapes
3 Matching Letter Shapes
15 Copying & Tracing

© 2025 The Children's Reading Foundation®.
All rights reserved.

Tracing Letters

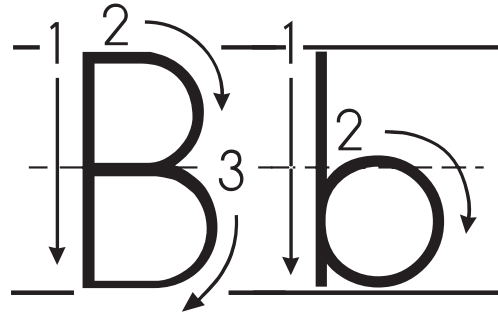


The
Children's
Reading
Foundation

Name _____

Bb

Trace the letters.



Color the picture.





Bear

Write the missing letter.

A _
C D

Trace the letters.



2 Naming Letter Shapes
3 Matching Letter Shapes
15 Copying & Tracing


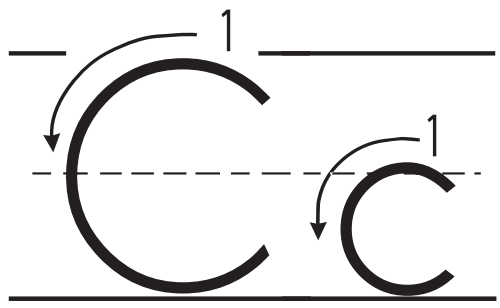
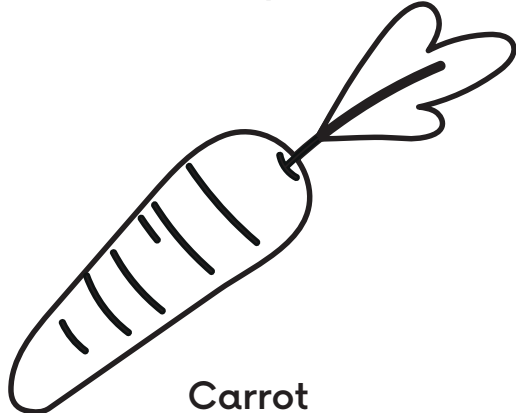
© 2025 The Children's Reading Foundation®.
All rights reserved.

Tracing Letters



The
Children's
Reading
Foundation

Name _____

	<p>Trace the letters.</p> 
<p>Color the picture.</p>  <p>Carrot</p>	<p>Draw a picture of something that starts with the letter C.</p>

Trace the letters.

Tracing practice lines for uppercase C and lowercase c, including a row for mixed case Cc.

Row 1: Uppercase C (8 letters, first with stroke guide)


Row 2: Lowercase c (11 letters, first with stroke guide)

Row 3: Mixed case Cc (8 pairs)



2 Naming Letter Shapes
3 Matching Letter Shapes
15 Copying & Tracing

© 2025 The Children's Reading Foundation®.
All rights reserved.



Tracing Letters

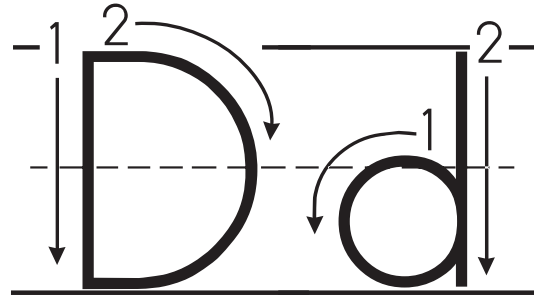


The
Children's
Reading
Foundation


Name _____

Dd

Trace the letters.



Color the picture.



Duck

Draw lines to match the letters.

A

B

C

D

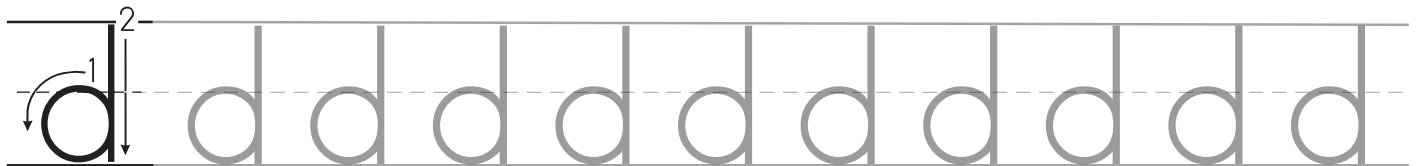
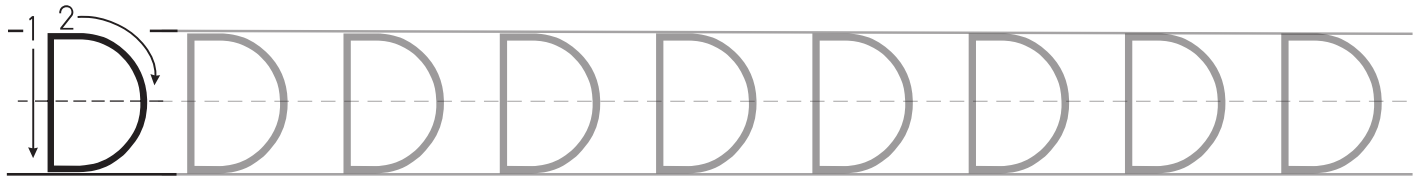
D

A

B


C

Trace the letters.



2 Naming Letter Shapes
3 Matching Letter Shapes
15 Copying & Tracing

© 2025 The Children's Reading Foundation®.
All rights reserved.



Tracing Letters

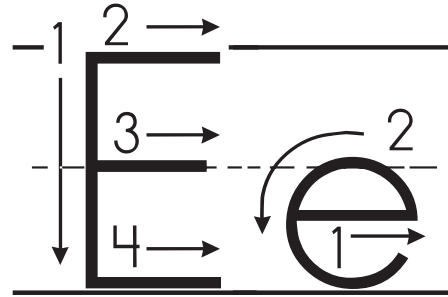


The
Children's
Reading
Foundation


Name _____

Ee

Trace the letters.



Color the picture.




Elephant

Circle the letter E.

N	O	P
E	X	E
A	E	W

Trace the letters.



2 Naming Letter Shapes
3 Matching Letter Shapes
15 Copying & Tracing

© 2025 The Children's Reading Foundation®.
All rights reserved.

Tracing Letters

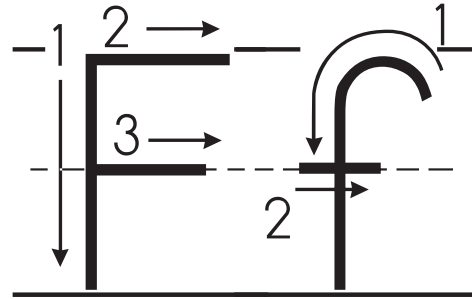


The
Children's
Reading
Foundation


Name _____

Ff

Trace the letters.



Color the picture.

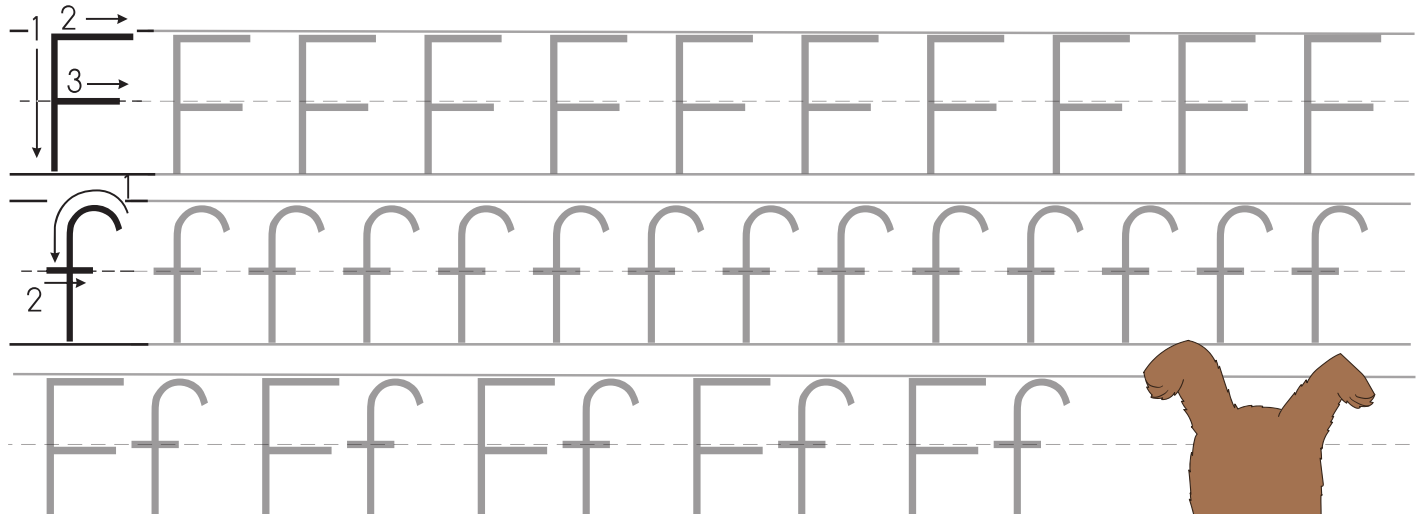


Flower

Write the missing letter.


D E
_ G

Trace the letters.



2 Naming Letter Shapes
3 Matching Letter Shapes
15 Copying & Tracing

© 2025 The Children's Reading Foundation®.
All rights reserved.


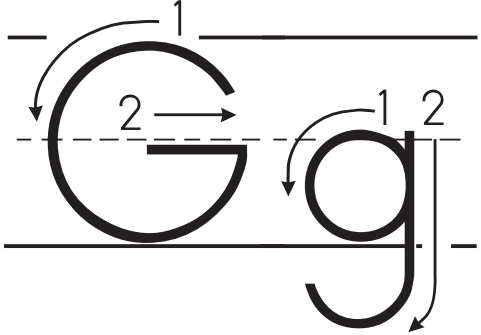



Tracing Letters



The
Children's
Reading
Foundation

Name _____

	<p>Trace the letters.</p> 
<p>Color the picture.</p>  <p>Giraffe</p>	<p>Draw a picture of something that starts with the letter G.</p>

Trace the letters.

Tracing practice lines for uppercase G and lowercase g. The first row contains eight uppercase Gs for tracing, with the first one showing stroke order (1: counter-clockwise curve, 2: horizontal line). The second row contains ten lowercase gs for tracing, with the first one showing stroke order (1: counter-clockwise curve, 2: vertical line down). The third row contains four pairs of uppercase G and lowercase g for tracing.



2 Naming Letter Shapes
3 Matching Letter Shapes
15 Copying & Tracing

© 2025 The Children's Reading Foundation®.
All rights reserved.

Tracing Letters

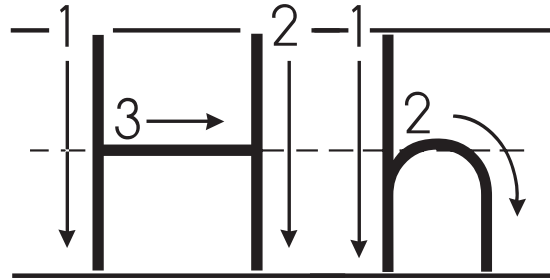


The
Children's
Reading
Foundation


Name _____

Hh

Trace the letters.



Color the picture.



Hat

Draw lines to match the letters.

E

F

G

H


H

E

G

F

Trace the letters.



2 Naming Letter Shapes
3 Matching Letter Shapes
15 Copying & Tracing

© 2025 The Children's Reading Foundation®.
All rights reserved.



Tracing Letters

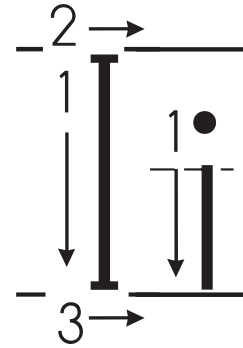


The
Children's
Reading
Foundation


Name _____

Ii

Trace the letters.



Color the picture.


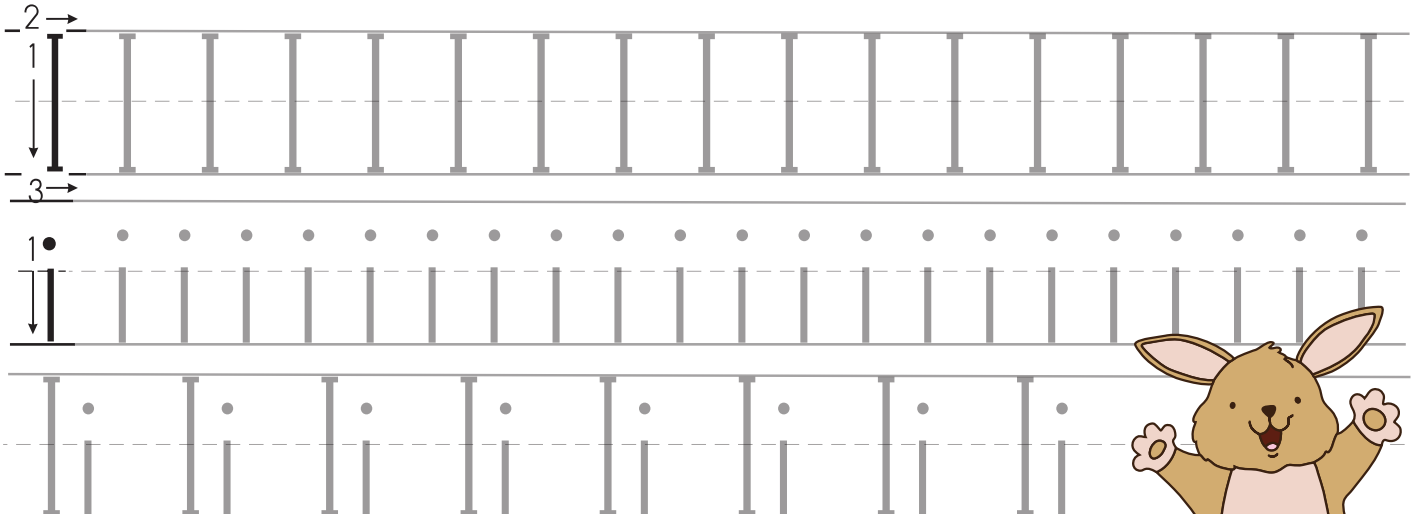


Igloo

Circle the letter I.

O	I	P
I	X	E
A	Q	I

Trace the letters.



2 Naming Letter Shapes
3 Matching Letter Shapes
15 Copying & Tracing

© 2025 The Children's Reading Foundation®.
All rights reserved.

Tracing Letters

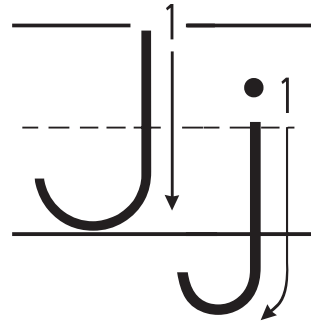


The
Children's
Reading
Foundation


Name _____

Jj

Trace the letters.



Color the picture.


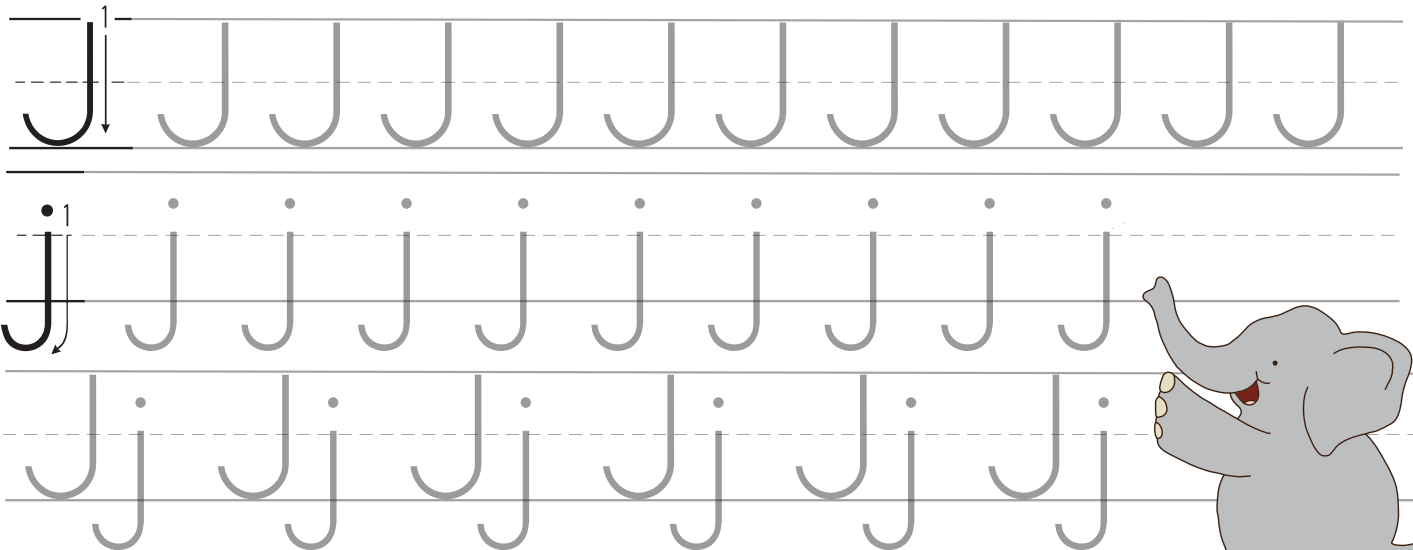


Juice

Write the missing letter.

G H
I _

Trace the letters.



2 Naming Letter Shapes
3 Matching Letter Shapes
15 Copying & Tracing

© 2025 The Children's Reading Foundation®.
All rights reserved.

Tracing Letters

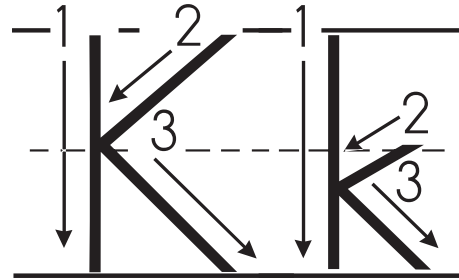


The
Children's
Reading
Foundation

Name _____

Kk

Trace the letters.



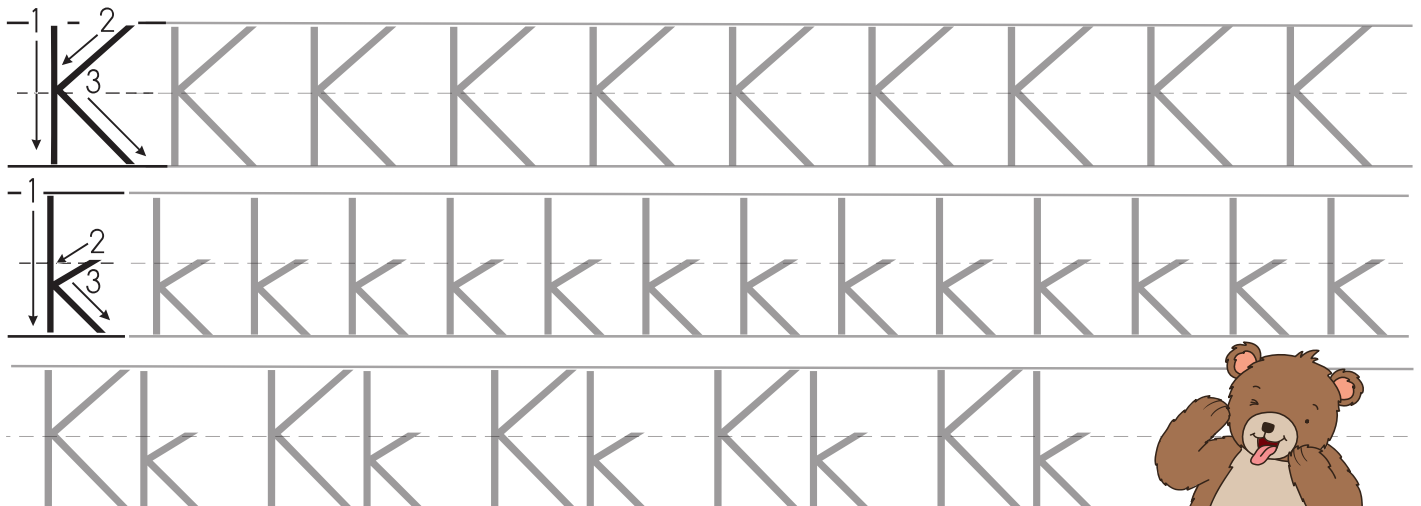
Color the picture.



Kangaroo

Draw a picture of something
that starts with the letter K.

Trace the letters.



2 Naming Letter Shapes
3 Matching Letter Shapes
15 Copying & Tracing


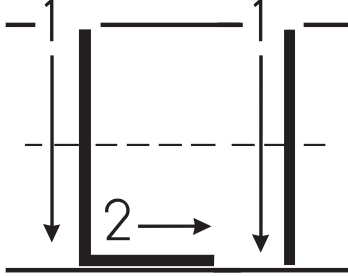

© 2025 The Children's Reading Foundation®.
All rights reserved.

Tracing Letters

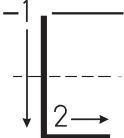



The
Children's
Reading
Foundation

Name _____

	<p>Trace the letters.</p> 								
<p>Color the picture.</p>  <p>Lion</p>	<p>Draw lines to match the letters.</p> <table><tr><td>L</td><td>N</td></tr><tr><td>M</td><td>O</td></tr><tr><td>N</td><td>L</td></tr><tr><td>O</td><td>M</td></tr></table>	L	N	M	O	N	L	O	M
L	N								
M	O								
N	L								
O	M								

Trace the letters.



2 Naming Letter Shapes
3 Matching Letter Shapes
15 Copying & Tracing

© 2025 The Children's Reading Foundation®.
All rights reserved.

Tracing Letters

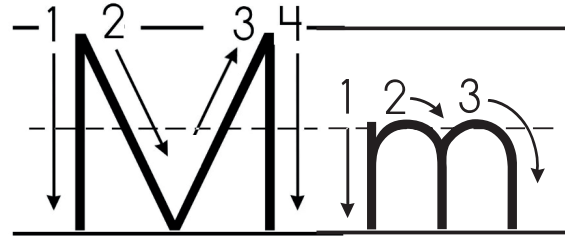


The
Children's
Reading
Foundation


Name _____

Mm

Trace the letters.



Color the picture.

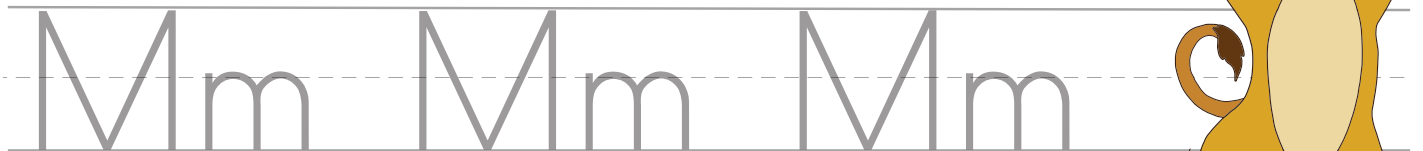


Milk

Circle the letter M.

M	I	P
A	X	M
M	Q	E

Trace the letters.



2 Naming Letter Shapes
3 Matching Letter Shapes
15 Copying & Tracing

© 2025 The Children's Reading Foundation®.
All rights reserved.

Tracing Letters

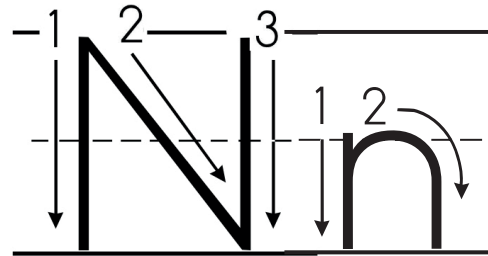


The
Children's
Reading
Foundation

Name _____

Nn

Trace the letters.



Color the picture.


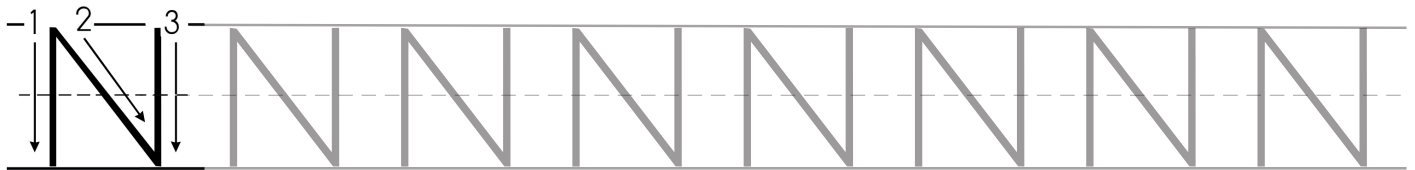


Nest

Write the missing letter.

M _
O P

Trace the letters.



2 Naming Letter Shapes
3 Matching Letter Shapes
15 Copying & Tracing


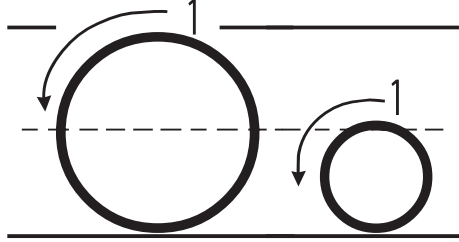

© 2025 The Children's Reading Foundation®.
All rights reserved.

Tracing Letters




The
Children's
Reading
Foundation

Name _____

	<p>Trace the letters.</p> 
<p>Color the picture.</p>  <p>Owl</p>	<p>Draw a picture of something that starts with the letter O.</p>

Trace the letters.

Tracing practice lines for uppercase O and lowercase o. Each row starts with a letter having a stroke guide (number 1 and arrow) followed by several empty letters for tracing. The first row contains seven uppercase O's. The second row contains ten lowercase o's. The third row contains four pairs of uppercase O and lowercase o.



2 Naming Letter Shapes
3 Matching Letter Shapes
15 Copying & Tracing




© 2025 The Children's Reading Foundation®.
All rights reserved.

Tracing Letters



The
Children's
Reading
Foundation

Name _____

	<p>Trace the letters.</p> 								
<p>Color the picture.</p>  <p>Pumpkin</p>	<p>Draw lines to match the letters.</p> <table><tr><td>P</td><td>S</td></tr><tr><td>Q</td><td>P</td></tr><tr><td>R</td><td>Q</td></tr><tr><td>S</td><td>R</td></tr></table>	P	S	Q	P	R	Q	S	R
P	S								
Q	P								
R	Q								
S	R								

Trace the letters.

Tracing practice for uppercase P: A row of 10 uppercase 'P's on lined paper. The first 'P' has stroke guides (1: vertical down, 2: curve from top to middle).

Tracing practice for lowercase p: A row of 10 lowercase 'p's on lined paper. The first 'p' has stroke guides (1: vertical down, 2: counter-clockwise circle).

Tracing practice for mixed case: A row of 5 pairs of 'Pp' on lined paper.



2 Naming Letter Shapes
3 Matching Letter Shapes
15 Copying & Tracing

© 2025 The Children's Reading Foundation®.
All rights reserved.


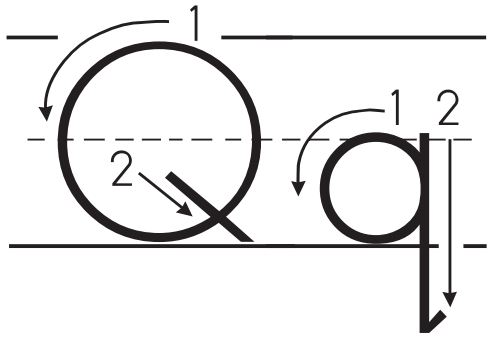



Tracing Letters



The
Children's
Reading
Foundation

Name _____

	<p>Trace the letters.</p> 									
<p>Color the picture.</p>  <p>Quail</p>	<p>Circle the letter Q.</p> <table border="1"><tr><td>A</td><td>I</td><td>Q</td></tr><tr><td>Q</td><td>X</td><td>P</td></tr><tr><td>M</td><td>Q</td><td>E</td></tr></table>	A	I	Q	Q	X	P	M	Q	E
A	I	Q								
Q	X	P								
M	Q	E								

Trace the letters.

Tracing practice for uppercase Q and lowercase q on lined paper. The first row contains eight uppercase Qs for tracing, with the first one showing stroke order (1: counter-clockwise circle, 2: diagonal tail). The second row contains eight lowercase qs for tracing, with the first one showing stroke order (1: counter-clockwise circle, 2: vertical line down). The third row contains four pairs of uppercase Q and lowercase q for tracing.



2 Naming Letter Shapes
3 Matching Letter Shapes
15 Copying & Tracing

© 2025 The Children's Reading Foundation®.
All rights reserved.



Tracing Letters

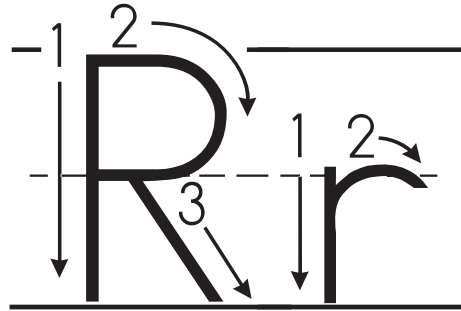


The
Children's
Reading
Foundation


Name _____

Rr

Trace the letters.



Color the picture.



Rabbit

Write the missing letter.

P Q
_ S

Trace the letters.



2 Naming Letter Shapes
3 Matching Letter Shapes
15 Copying & Tracing

© 2025 The Children's Reading Foundation®.
All rights reserved.


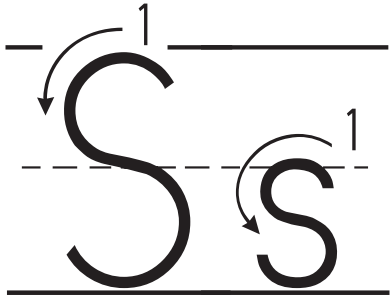



Tracing Letters



The
Children's
Reading
Foundation

Name _____

	<p>Trace the letters.</p> 
<p>Color the picture.</p>  <p>Star</p>	<p>Draw a picture of something that starts with the letter S.</p>


Trace the letters.

Tracing practice lines for uppercase S and lowercase s. The first row contains 10 uppercase S's for tracing, with the first one showing stroke order. The second row contains 10 lowercase s's for tracing, with the first one showing stroke order. The third row contains 6 pairs of uppercase S and lowercase s for tracing.



2 Naming Letter Shapes
3 Matching Letter Shapes
15 Copying & Tracing

© 2025 The Children's Reading Foundation®.
All rights reserved.


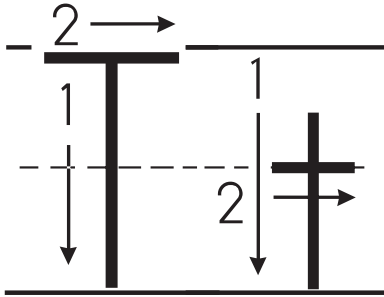



Tracing Letters

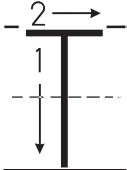


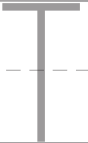







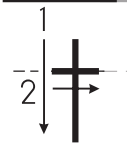
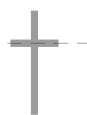



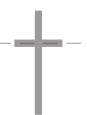

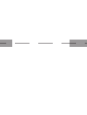



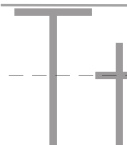
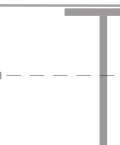

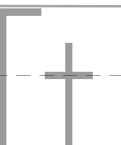
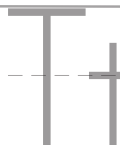


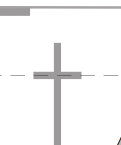





The
Children's
Reading
Foundation

Name _____

	<p>Trace the letters.</p> 								
<p>Color the picture.</p>  <p>Tiger</p>	<p>Draw lines to match the letters.</p> <table border="0"><tr><td>T</td><td>V</td></tr><tr><td>U</td><td>W</td></tr><tr><td>V</td><td>U</td></tr><tr><td>W</td><td>T</td></tr></table>	T	V	U	W	V	U	W	T
T	V								
U	W								
V	U								
W	T								

Trace the letters.



2 Naming Letter Shapes
3 Matching Letter Shapes
15 Copying & Tracing

© 2025 The Children's Reading Foundation®.
All rights reserved.

Tracing Letters



The
Children's
Reading
Foundation

Name _____

U u

Trace the letters.



Color the picture.

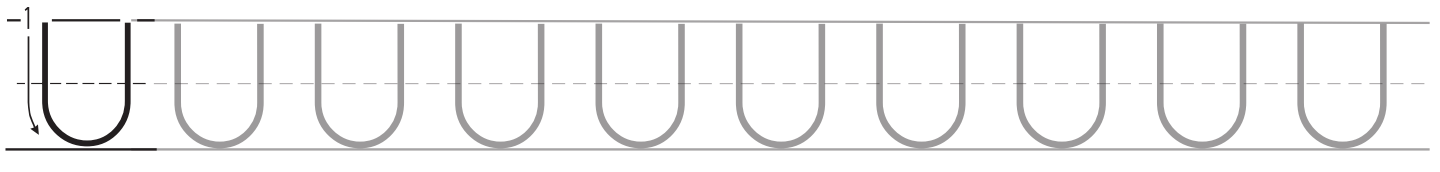


Umbrella

Circle the letter U.

A	U	R
E	X	P
U	Q	U

Trace the letters.



2 Naming Letter Shapes
3 Matching Letter Shapes
15 Copying & Tracing

© 2025 The Children's Reading Foundation®.
All rights reserved.

Tracing Letters

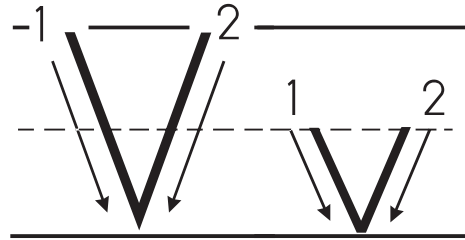


The
Children's
Reading
Foundation


Name _____

V v

Trace the letters.



Color the picture.

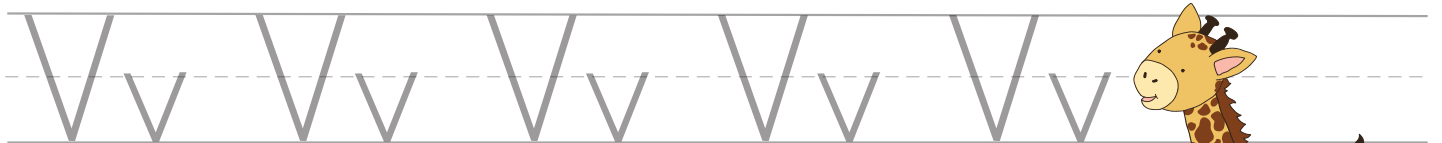
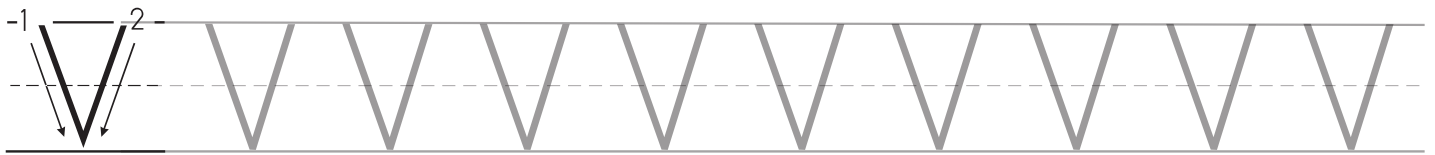


Vulture

Write the missing letter.


S T
U _

Trace the letters.



2 Naming Letter Shapes
3 Matching Letter Shapes
15 Copying & Tracing

© 2025 The Children's Reading Foundation®.
All rights reserved.


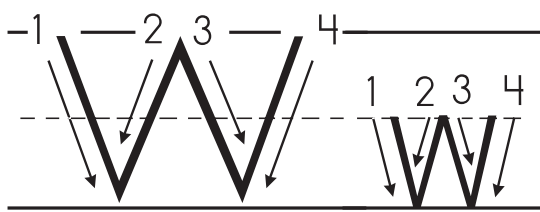
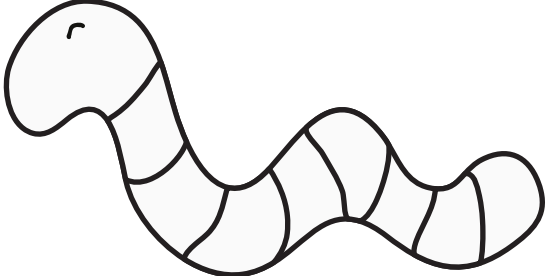


Tracing Letters



The
Children's
Reading
Foundation

Name _____

	<p>Trace the letters.</p> 
<p>Color the picture.</p>  <p>Worm</p>	<p>Draw a picture of something that starts with the letter W.</p>

Trace the letters.

Tracing practice lines for uppercase W and lowercase w. The first row shows a large uppercase W with stroke order arrows (1-4) followed by four more uppercase Ws for tracing. The second row shows a small lowercase w with stroke order arrows (1-4) followed by eight more lowercase ws for tracing. The third row shows alternating uppercase W and lowercase w for tracing.



2 Naming Letter Shapes
3 Matching Letter Shapes
15 Copying & Tracing

© 2025 The Children's Reading Foundation®.
All rights reserved.



Tracing Letters

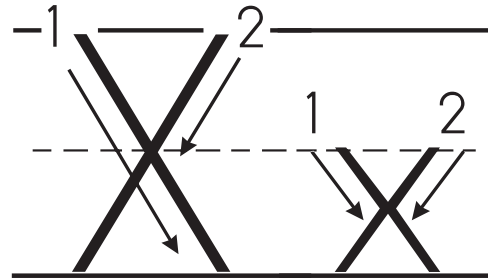


The
Children's
Reading
Foundation


Name _____

Xx

Trace the letters.



Color the picture.



X-ray Fish

Draw lines to match the letters.

W

X

X

Z

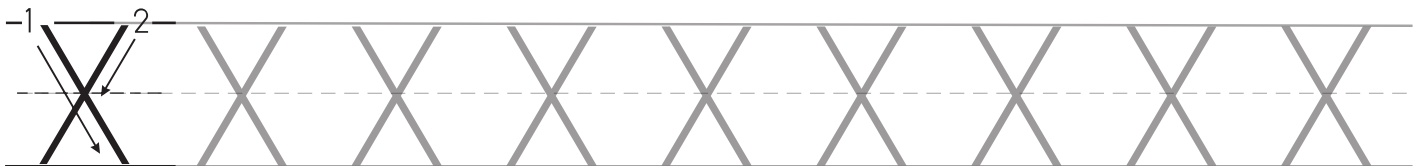
Y

Y

Z


W

Trace the letters.



2 Naming Letter Shapes
3 Matching Letter Shapes
15 Copying & Tracing

© 2025 The Children's Reading Foundation®.
All rights reserved.


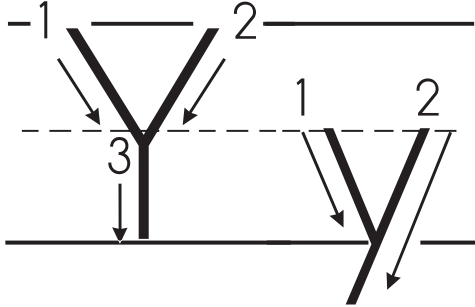



Tracing Letters




The
Children's
Reading
Foundation

Name _____

	<p>Trace the letters.</p> 									
<p>Color the picture.</p>  <p>Yarn</p>	<p>Circle the letter Y.</p> <table border="1"><tr><td>A</td><td>Y</td><td>Q</td></tr><tr><td>Y</td><td>X</td><td>Y</td></tr><tr><td>M</td><td>P</td><td>E</td></tr></table>	A	Y	Q	Y	X	Y	M	P	E
A	Y	Q								
Y	X	Y								
M	P	E								

Trace the letters.

Tracing practice lines for uppercase Y and lowercase y. The first row shows uppercase Y with stroke guides (1, 2, 3) followed by a series of dashed Ys for tracing. The second row shows lowercase y with stroke guides (1, 2) followed by a series of dashed y's for tracing. The third row shows alternating dashed uppercase Y and lowercase y for tracing.



2 Naming Letter Shapes
3 Matching Letter Shapes
15 Copying & Tracing

© 2025 The Children's Reading Foundation®.
All rights reserved.

Tracing Letters

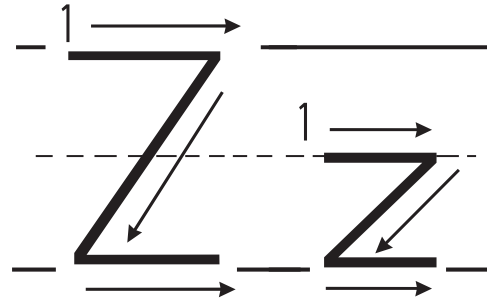


The
Children's
Reading
Foundation


Name _____

Zz

Trace the letters.



Color the picture.

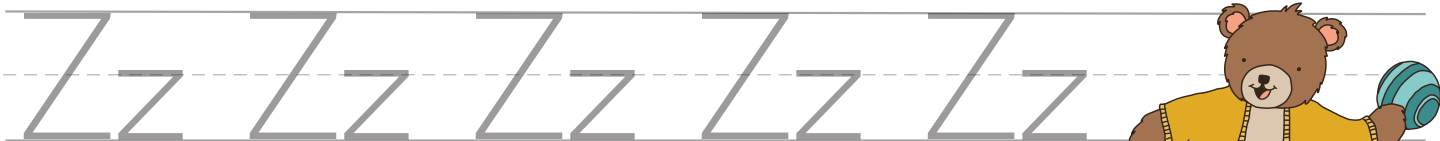
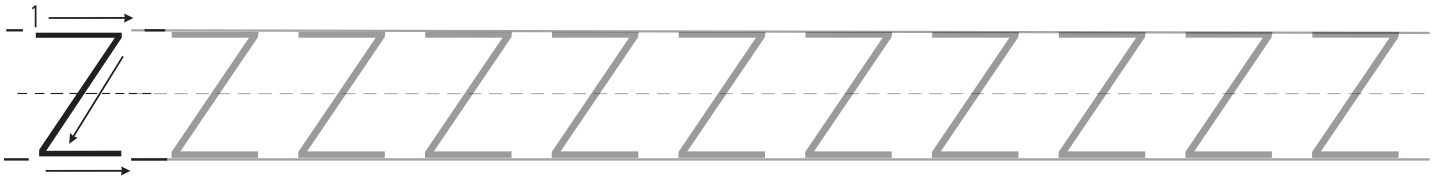


Zebra

Write the missing letter.

W X
Y _

Trace the letters.



2 Naming Letter Shapes
3 Matching Letter Shapes
15 Copying & Tracing

© 2025 The Children's Reading Foundation®.
All rights reserved.