

Tracing Letters

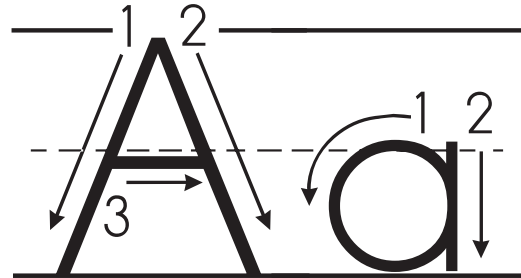


The
Children's
Reading
Foundation


Name _____

Aa

Trace the letters.



Color the picture.

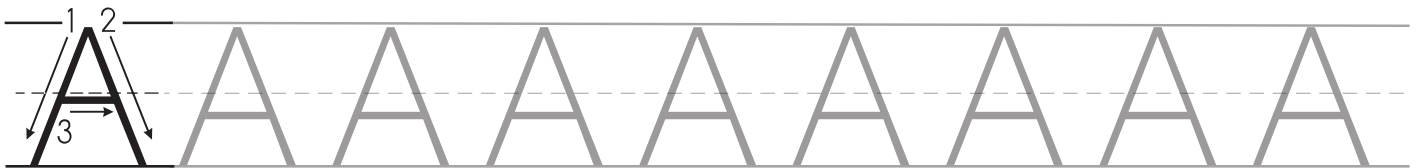


Apple

Circle the letter A.

A	O	P
N	A	X
A	E	W

Trace the letters.



2 Naming Letter Shapes
3 Matching Letter Shapes
15 Copying & Tracing

© 2025 The Children's Reading Foundation®.
All rights reserved.

Tracing Letters

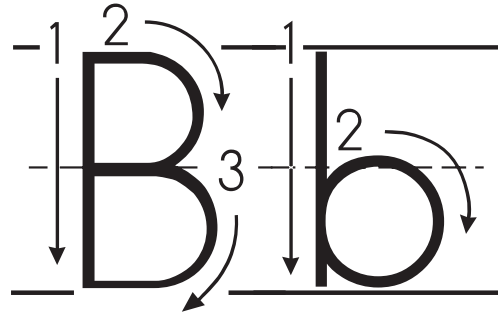


The
Children's
Reading
Foundation


Name _____

Bb

Trace the letters.



Color the picture.





Bear

Write the missing letter.

A _
C D

Trace the letters.



2 Naming Letter Shapes
3 Matching Letter Shapes
15 Copying & Tracing


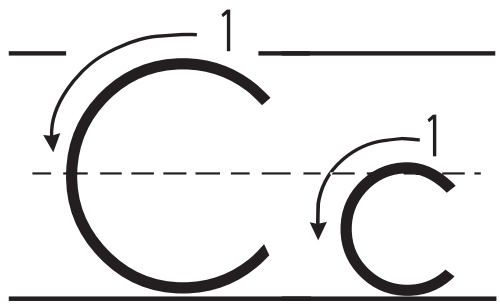
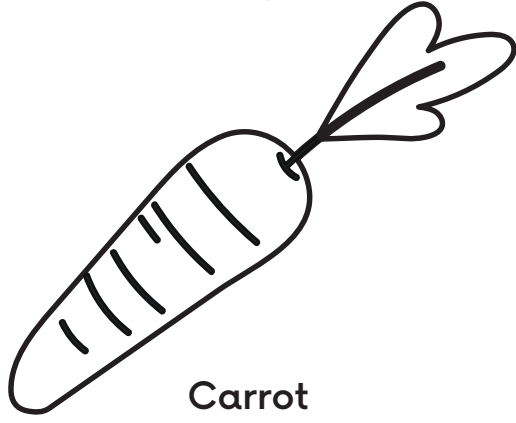
© 2025 The Children's Reading Foundation®.
All rights reserved.

Tracing Letters



The
Children's
Reading
Foundation

Name _____

	<p>Trace the letters.</p> 
<p>Color the picture.</p>  <p>Carrot</p>	<p>Draw a picture of something that starts with the letter C.</p>

Trace the letters.

Tracing practice lines for uppercase C and lowercase c, including a row for mixed case Cc.

Row 1: Uppercase C (8 letters, first with stroke guide)


Row 2: Lowercase c (11 letters, first with stroke guide)

Row 3: Mixed case Cc (8 pairs)



2 Naming Letter Shapes
3 Matching Letter Shapes
15 Copying & Tracing

© 2025 The Children's Reading Foundation®.
All rights reserved.


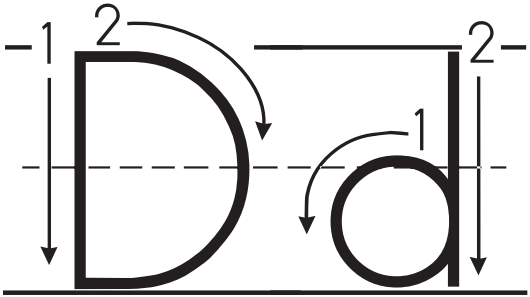



Tracing Letters



The
Children's
Reading
Foundation

Name _____

	<p>Trace the letters.</p> 								
<p>Color the picture.</p>  <p>Duck</p>	<p>Draw lines to match the letters.</p> <table border="0"><tr><td>A</td><td>D</td></tr><tr><td>B</td><td>A</td></tr><tr><td>C</td><td>B</td></tr><tr><td>D</td><td>C</td></tr></table>	A	D	B	A	C	B	D	C
A	D								
B	A								
C	B								
D	C								

Trace the letters.

Tracing practice lines for uppercase D and lowercase d, followed by a row for mixed case Dd.

Row 1: Uppercase D tracing (8 letters total, first with stroke guide)


Row 2: Lowercase d tracing (10 letters total, first with stroke guide)

Row 3: Mixed case Dd tracing (6 pairs total)



2 Naming Letter Shapes
3 Matching Letter Shapes
15 Copying & Tracing

© 2025 The Children's Reading Foundation®.
All rights reserved.



Tracing Letters

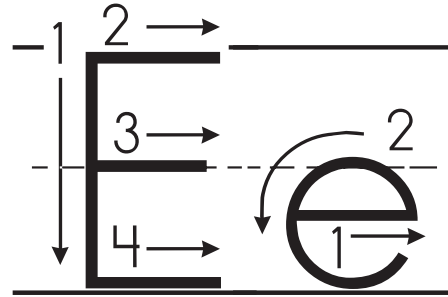


The
Children's
Reading
Foundation


Name _____

Ee

Trace the letters.



Color the picture.


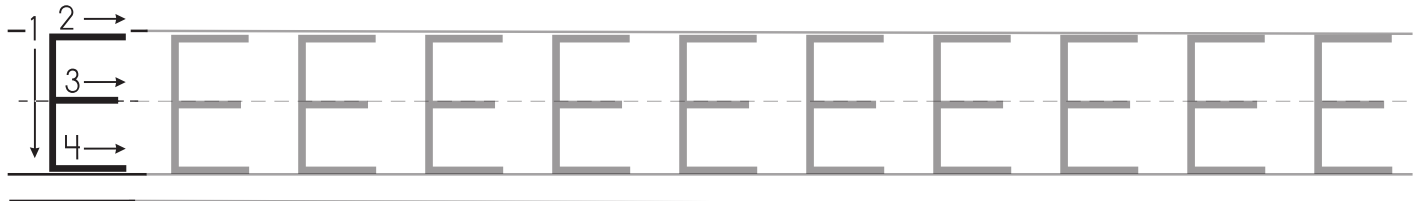


Elephant

Circle the letter E.

N	O	P
E	X	E
A	E	W

Trace the letters.



2 Naming Letter Shapes
3 Matching Letter Shapes
15 Copying & Tracing

© 2025 The Children's Reading Foundation®.
All rights reserved.

Tracing Letters

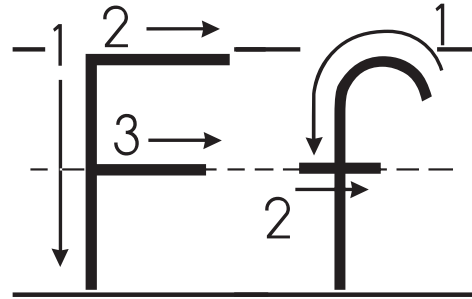


The
Children's
Reading
Foundation


Name _____

Ff

Trace the letters.



Color the picture.

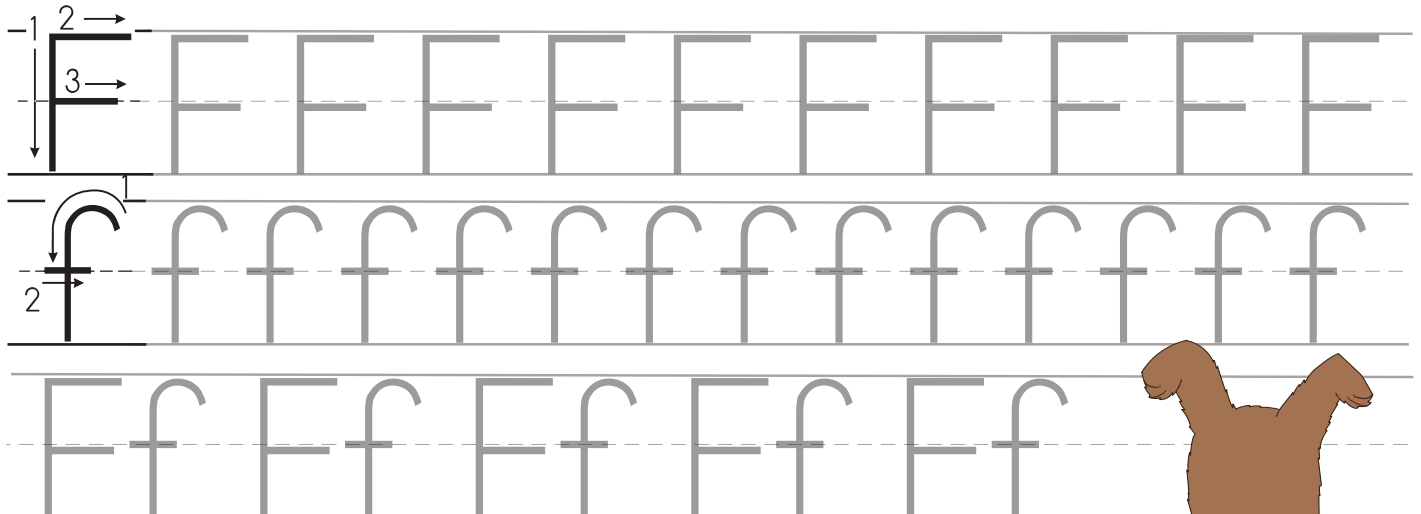


Flower

Write the missing letter.


D E
_ G

Trace the letters.



2 Naming Letter Shapes
3 Matching Letter Shapes
15 Copying & Tracing

© 2025 The Children's Reading Foundation®.
All rights reserved.


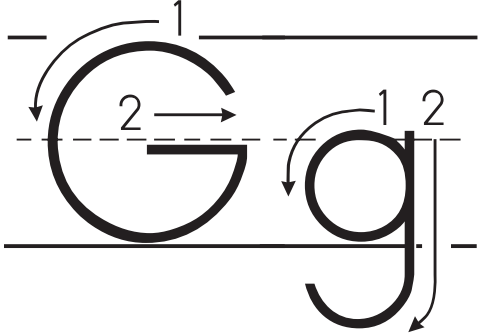



Tracing Letters



The
Children's
Reading
Foundation

Name _____

	<p>Trace the letters.</p> 
<p>Color the picture.</p>  <p>Giraffe</p>	<p>Draw a picture of something that starts with the letter G.</p>

Trace the letters.

Tracing practice lines for uppercase G and lowercase g. The first row contains eight uppercase Gs for tracing, with the first one showing stroke order (1: counter-clockwise curve, 2: horizontal line). The second row contains ten lowercase gs for tracing, with the first one showing stroke order (1: counter-clockwise curve, 2: vertical line down). The third row contains four pairs of uppercase G and lowercase g for tracing.



2 Naming Letter Shapes
3 Matching Letter Shapes
15 Copying & Tracing

© 2025 The Children's Reading Foundation®.
All rights reserved.

Tracing Letters

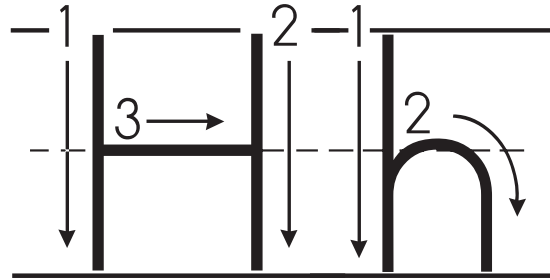


The
Children's
Reading
Foundation


Name _____

Hh

Trace the letters.



Color the picture.



Hat

Draw lines to match the letters.

E

F

G

H


H

E

G

F

Trace the letters.



2 Naming Letter Shapes
3 Matching Letter Shapes
15 Copying & Tracing

© 2025 The Children's Reading Foundation®.
All rights reserved.



Tracing Letters

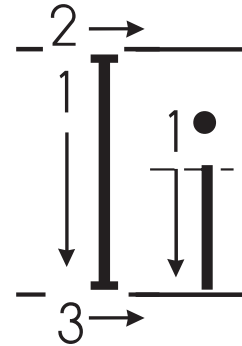


The
Children's
Reading
Foundation


Name _____

Ii

Trace the letters.



Color the picture.


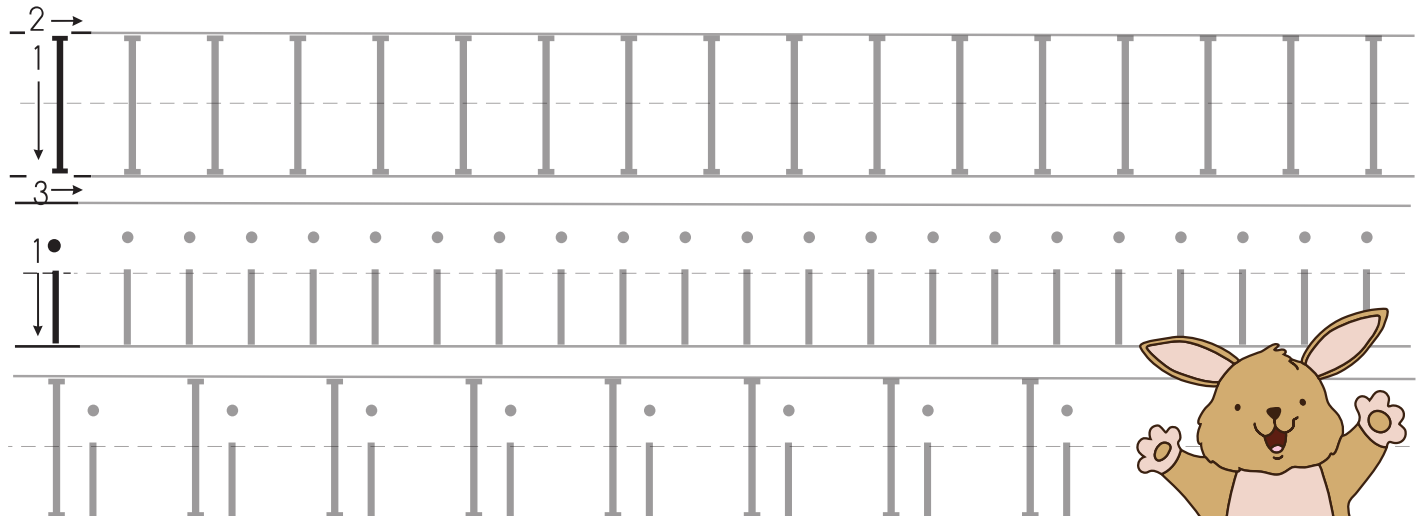


Igloo

Circle the letter I.

O	I	P
I	X	E
A	Q	I

Trace the letters.



2 Naming Letter Shapes
3 Matching Letter Shapes
15 Copying & Tracing

© 2025 The Children's Reading Foundation®.
All rights reserved.

Tracing Letters

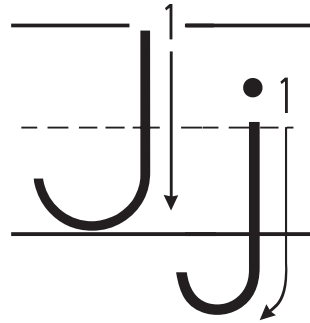


The
Children's
Reading
Foundation


Name _____

Jj

Trace the letters.



Color the picture.


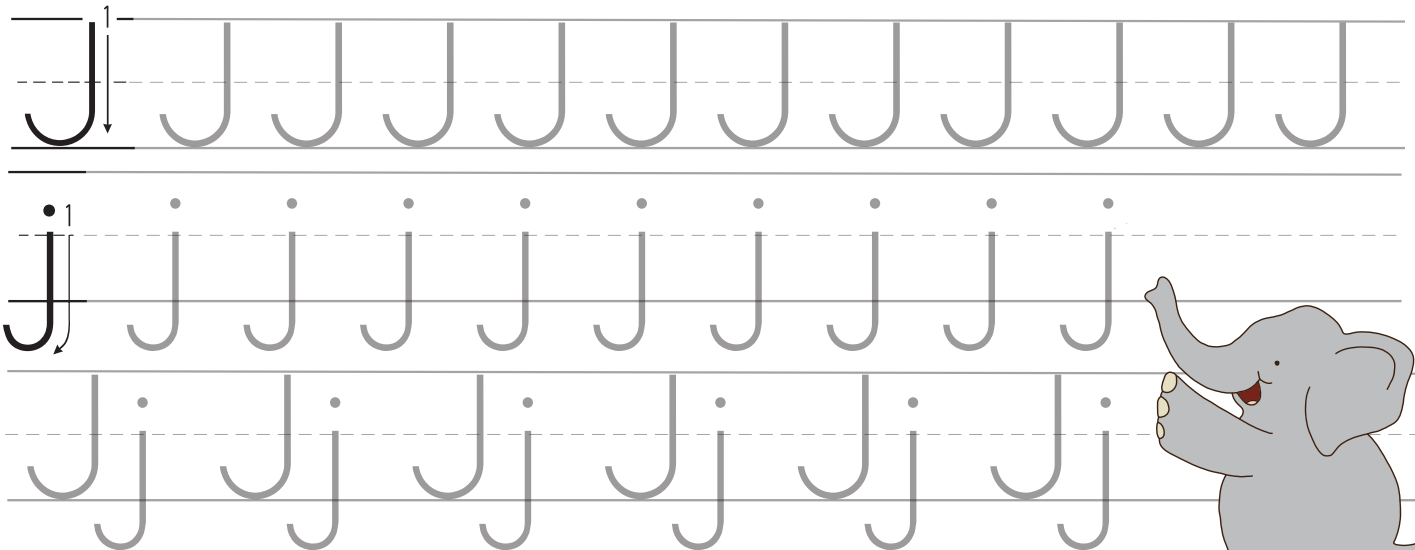


Juice

Write the missing letter.

G H
I _

Trace the letters.



2 Naming Letter Shapes
3 Matching Letter Shapes
15 Copying & Tracing

© 2025 The Children's Reading Foundation®.
All rights reserved.

Tracing Letters

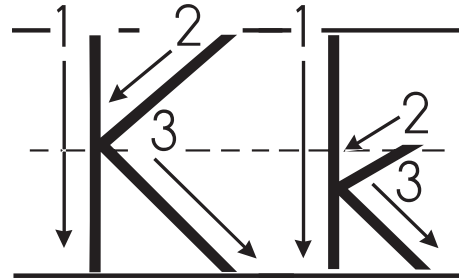


The
Children's
Reading
Foundation

Name _____

Kk

Trace the letters.



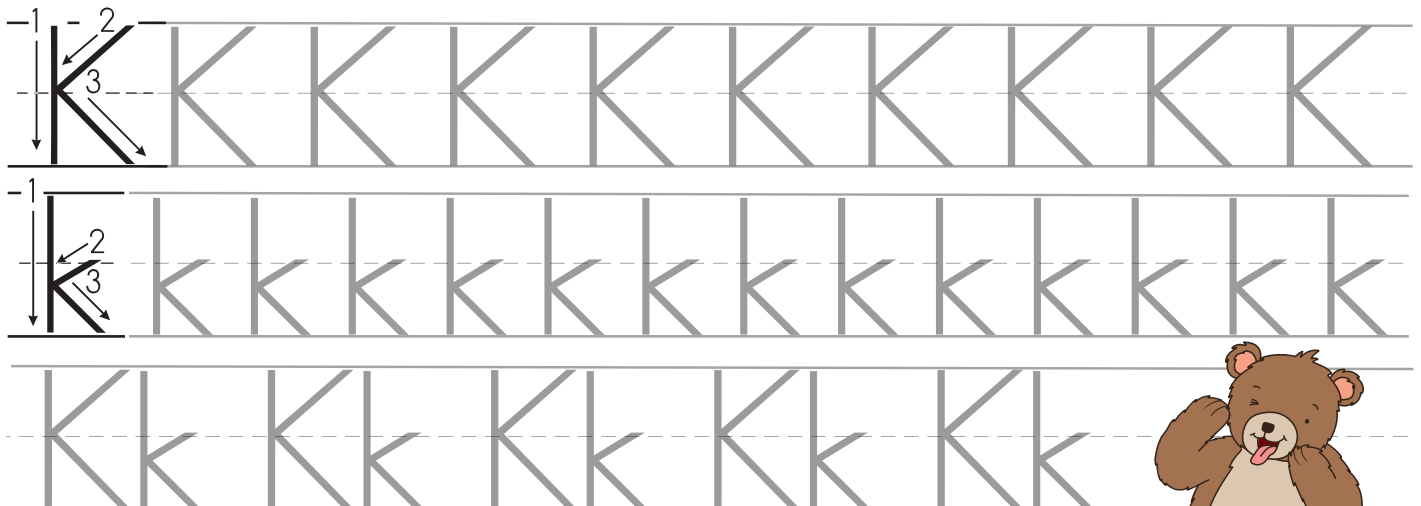
Color the picture.



Kangaroo

Draw a picture of something
that starts with the letter K.

Trace the letters.



2 Naming Letter Shapes
3 Matching Letter Shapes
15 Copying & Tracing


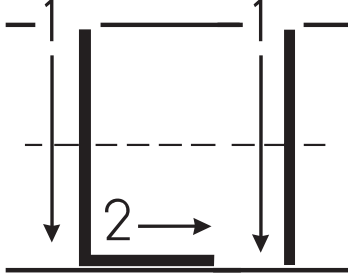

© 2025 The Children's Reading Foundation®.
All rights reserved.

Tracing Letters

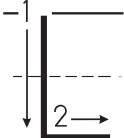



The
Children's
Reading
Foundation

Name _____

	<p>Trace the letters.</p> 								
<p>Color the picture.</p>  <p>Lion</p>	<p>Draw lines to match the letters.</p> <table><tr><td>L</td><td>N</td></tr><tr><td>M</td><td>O</td></tr><tr><td>N</td><td>L</td></tr><tr><td>O</td><td>M</td></tr></table>	L	N	M	O	N	L	O	M
L	N								
M	O								
N	L								
O	M								

Trace the letters.



2 Naming Letter Shapes
3 Matching Letter Shapes
15 Copying & Tracing

© 2025 The Children's Reading Foundation®.
All rights reserved.

Tracing Letters

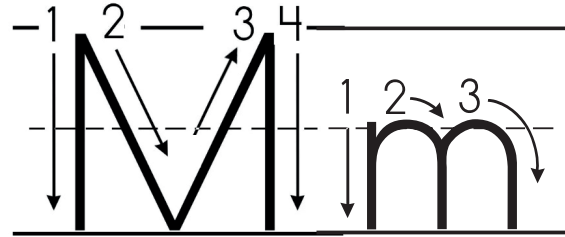


The
Children's
Reading
Foundation


Name _____

Mm

Trace the letters.



Color the picture.

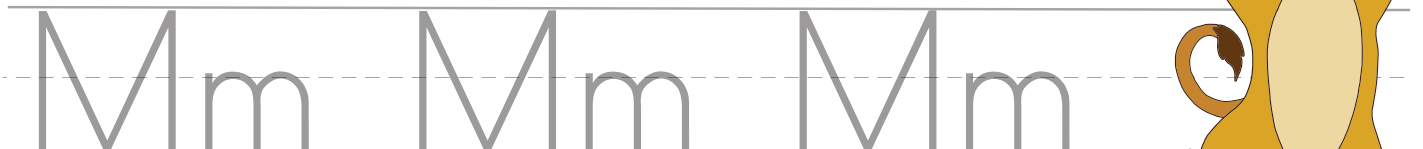


Milk

Circle the letter M.

M	I	P
A	X	M
M	Q	E

Trace the letters.



2 Naming Letter Shapes
3 Matching Letter Shapes
15 Copying & Tracing

© 2025 The Children's Reading Foundation®.
All rights reserved.

Tracing Letters

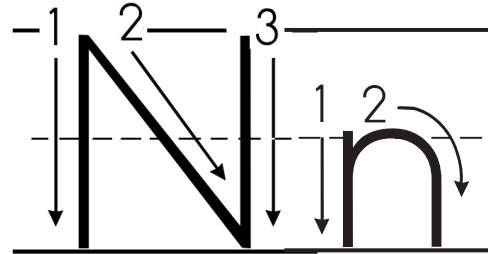


The
Children's
Reading
Foundation

Name _____

Nn

Trace the letters.



Color the picture.


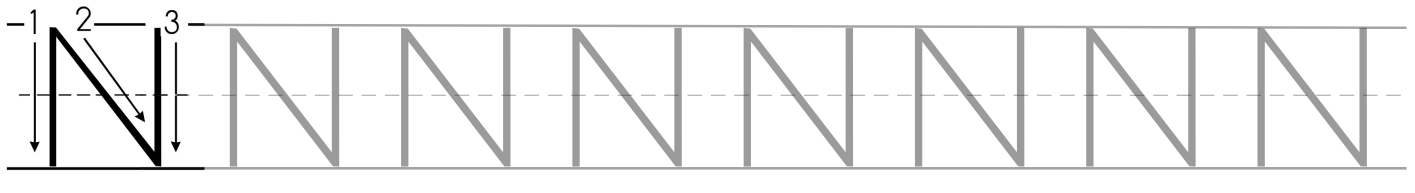


Nest

Write the missing letter.

M _
O P

Trace the letters.



2 Naming Letter Shapes
3 Matching Letter Shapes
15 Copying & Tracing


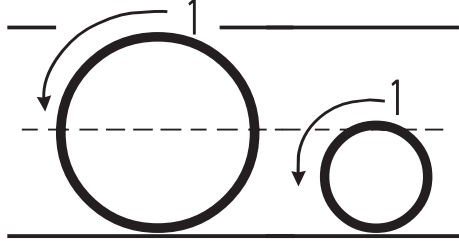

© 2025 The Children's Reading Foundation®.
All rights reserved.

Tracing Letters



The
Children's
Reading
Foundation

Name _____

	<p>Trace the letters.</p> 
<p>Color the picture.</p>  <p>Owl</p>	<p>Draw a picture of something that starts with the letter O.</p>

Trace the letters.

Tracing practice lines for uppercase O and lowercase o. Each row starts with a letter that has a numbered arrow indicating the stroke direction, followed by several identical letters for tracing.

Row 1: Uppercase O (7 letters)


Row 2: Lowercase o (9 letters)

Row 3: Mixed case (4 pairs of uppercase O and lowercase o)



2 Naming Letter Shapes
3 Matching Letter Shapes
15 Copying & Tracing

© 2025 The Children's Reading Foundation®.
All rights reserved.






Tracing Letters



The
Children's
Reading
Foundation

Name _____

	<p>Trace the letters.</p> 								
<p>Color the picture.</p>  <p>Pumpkin</p>	<p>Draw lines to match the letters.</p> <table><tr><td>P</td><td>S</td></tr><tr><td>Q</td><td>P</td></tr><tr><td>R</td><td>Q</td></tr><tr><td>S</td><td>R</td></tr></table>	P	S	Q	P	R	Q	S	R
P	S								
Q	P								
R	Q								
S	R								

Trace the letters.

Tracing practice for uppercase P: A row of 10 uppercase 'P's on lined paper. The first 'P' has stroke guides (1: vertical down, 2: curve from top to middle).

Tracing practice for lowercase p: A row of 10 lowercase 'p's on lined paper. The first 'p' has stroke guides (1: vertical down, 2: counter-clockwise circle).

Tracing practice for mixed case: A row of 5 pairs of 'Pp' on lined paper.



2 Naming Letter Shapes
3 Matching Letter Shapes
15 Copying & Tracing

© 2025 The Children's Reading Foundation®.
All rights reserved.


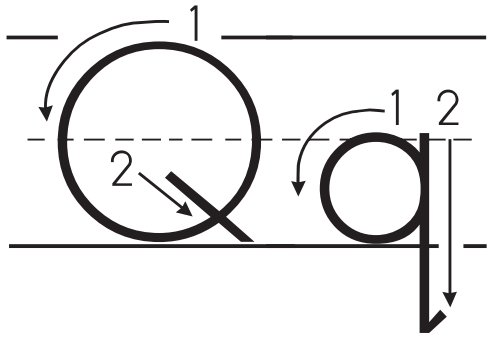



Tracing Letters



The
Children's
Reading
Foundation

Name _____

	<p>Trace the letters.</p> 									
<p>Color the picture.</p>  <p>Quail</p>	<p>Circle the letter Q.</p> <table border="1"><tr><td>A</td><td>I</td><td>Q</td></tr><tr><td>Q</td><td>X</td><td>P</td></tr><tr><td>M</td><td>Q</td><td>E</td></tr></table>	A	I	Q	Q	X	P	M	Q	E
A	I	Q								
Q	X	P								
M	Q	E								

Trace the letters.

Tracing practice for uppercase Q and lowercase q on lined paper. The first row contains eight uppercase Qs for tracing, with the first one showing stroke order. The second row contains eight lowercase qs for tracing, with the first one showing stroke order. The third row contains four pairs of uppercase Q and lowercase q for tracing.



2 Naming Letter Shapes
3 Matching Letter Shapes
15 Copying & Tracing

© 2025 The Children's Reading Foundation®.
All rights reserved.

Tracing Letters

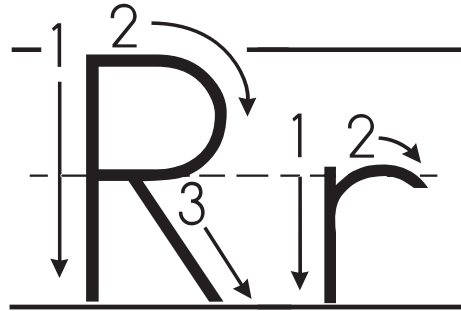


The
Children's
Reading
Foundation


Name _____

Rr

Trace the letters.



Color the picture.



Rabbit

Write the missing letter.

P Q
_ S

Trace the letters.



2 Naming Letter Shapes
3 Matching Letter Shapes
15 Copying & Tracing

© 2025 The Children's Reading Foundation®.
All rights reserved.


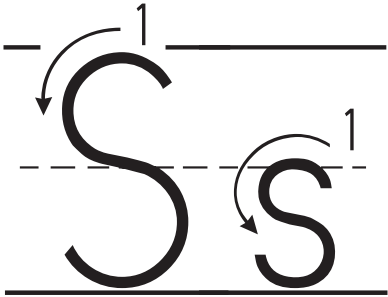



Tracing Letters



The
Children's
Reading
Foundation

Name _____

	<p>Trace the letters.</p> 
<p>Color the picture.</p>  <p>Star</p>	<p>Draw a picture of something that starts with the letter S.</p>


Trace the letters.

Tracing practice lines for uppercase S and lowercase s. The first row contains 10 uppercase S's for tracing, with the first one showing stroke order. The second row contains 10 lowercase s's for tracing, with the first one showing stroke order. The third row contains 6 pairs of uppercase S and lowercase s for tracing.



2 Naming Letter Shapes
3 Matching Letter Shapes
15 Copying & Tracing

© 2025 The Children's Reading Foundation®.
All rights reserved.


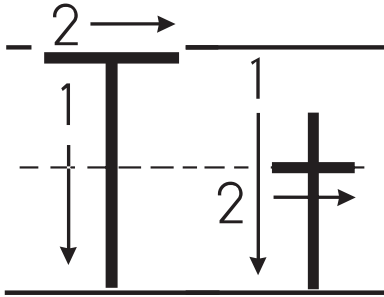



Tracing Letters

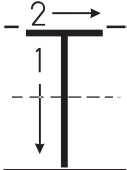

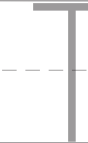










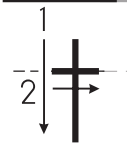
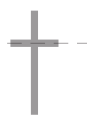
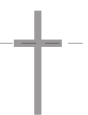


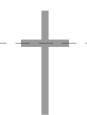

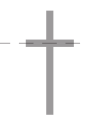





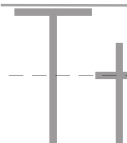















The
Children's
Reading
Foundation

Name _____

	<p>Trace the letters.</p> 								
<p>Color the picture.</p>  <p>Tiger</p>	<p>Draw lines to match the letters.</p> <table><tr><td>T</td><td>V</td></tr><tr><td>U</td><td>W</td></tr><tr><td>V</td><td>U</td></tr><tr><td>W</td><td>T</td></tr></table>	T	V	U	W	V	U	W	T
T	V								
U	W								
V	U								
W	T								

Trace the letters.



2 Naming Letter Shapes
3 Matching Letter Shapes
15 Copying & Tracing

© 2025 The Children's Reading Foundation®.
All rights reserved.

Tracing Letters



The
Children's
Reading
Foundation

Name _____

U u

Trace the letters.



Color the picture.

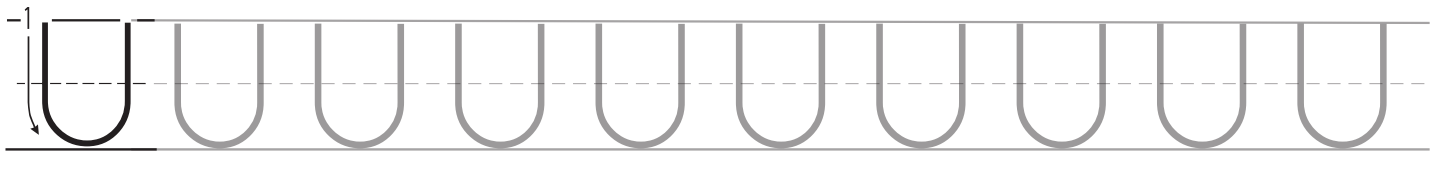


Umbrella

Circle the letter U.

A	U	R
E	X	P
U	Q	U

Trace the letters.



2 Naming Letter Shapes
3 Matching Letter Shapes
15 Copying & Tracing

© 2025 The Children's Reading Foundation®.
All rights reserved.

Tracing Letters

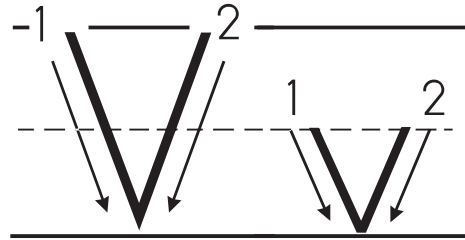


The
Children's
Reading
Foundation

Name _____

V v

Trace the letters.



Color the picture.

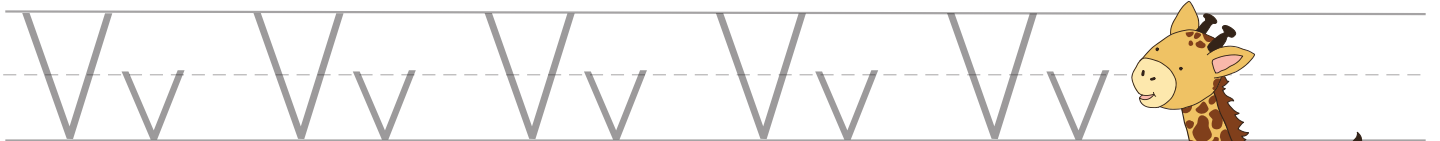
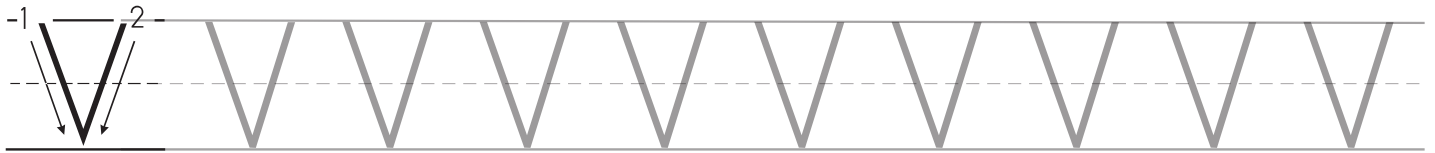


Vulture

Write the missing letter.


S T
U _

Trace the letters.



2 Naming Letter Shapes
3 Matching Letter Shapes
15 Copying & Tracing

© 2025 The Children's Reading Foundation®.
All rights reserved.


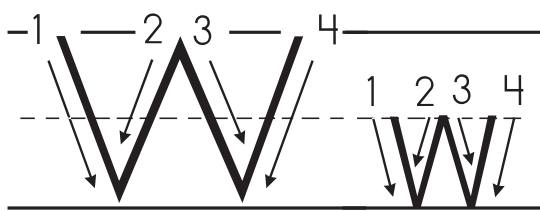
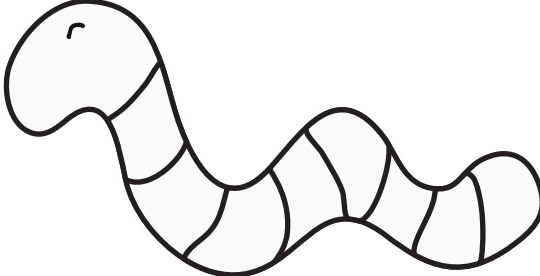


Tracing Letters



The
Children's
Reading
Foundation

Name _____

	<p>Trace the letters.</p> 
<p>Color the picture.</p>  <p>Worm</p>	<p>Draw a picture of something that starts with the letter W.</p>

Trace the letters.

Tracing practice lines for uppercase W and lowercase w. The first row shows a large uppercase W with stroke order arrows (1-4) followed by four more uppercase Ws for tracing. The second row shows a small lowercase w with stroke order arrows (1-4) followed by eight more lowercase ws for tracing. The third row shows alternating uppercase W and lowercase w for tracing.



2 Naming Letter Shapes
3 Matching Letter Shapes
15 Copying & Tracing

© 2025 The Children's Reading Foundation®.
All rights reserved.


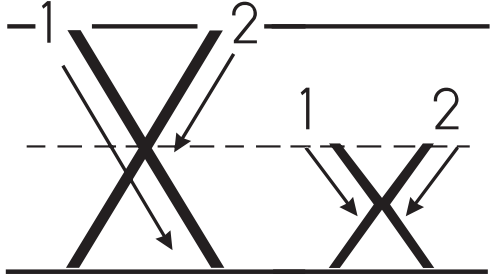



Tracing Letters



The
Children's
Reading
Foundation

Name _____

	<p>Trace the letters.</p> 								
<p>Color the picture.</p>  <p>X-ray Fish</p>	<p>Draw lines to match the letters.</p> <table><tr><td>W</td><td>X</td></tr><tr><td>X</td><td>Z</td></tr><tr><td>Y</td><td>Y</td></tr><tr><td>Z</td><td>W</td></tr></table>	W	X	X	Z	Y	Y	Z	W
W	X								
X	Z								
Y	Y								
Z	W								


Trace the letters.

Tracing practice lines for uppercase X and lowercase x. Each row starts with a guide showing stroke order (1 and 2) and is followed by multiple sets of the letter for tracing.



2 Naming Letter Shapes
3 Matching Letter Shapes
15 Copying & Tracing

© 2025 The Children's Reading Foundation®.
All rights reserved.


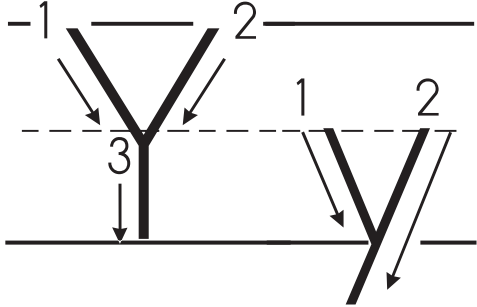



Tracing Letters




The
Children's
Reading
Foundation

Name _____

	<p>Trace the letters.</p> 									
<p>Color the picture.</p>  <p>Yarn</p>	<p>Circle the letter Y.</p> <table border="1"><tr><td>A</td><td>Y</td><td>Q</td></tr><tr><td>Y</td><td>X</td><td>Y</td></tr><tr><td>M</td><td>P</td><td>E</td></tr></table>	A	Y	Q	Y	X	Y	M	P	E
A	Y	Q								
Y	X	Y								
M	P	E								

Trace the letters.

Tracing practice lines for uppercase Y and lowercase y. The first row shows uppercase Y with stroke guides (1, 2, 3) followed by a series of Y's for tracing. The second row shows lowercase y with stroke guides (1, 2) followed by a series of y's for tracing. The third row shows alternating uppercase Y and lowercase y for tracing.



2 Naming Letter Shapes
3 Matching Letter Shapes
15 Copying & Tracing

© 2025 The Children's Reading Foundation®.
All rights reserved.

Tracing Letters

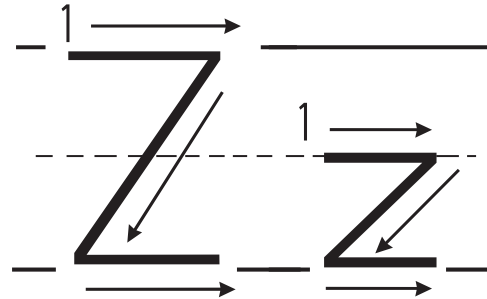


The
Children's
Reading
Foundation


Name _____

Zz

Trace the letters.



Color the picture.

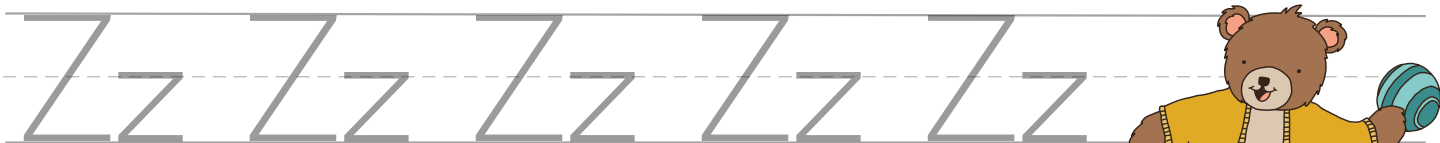
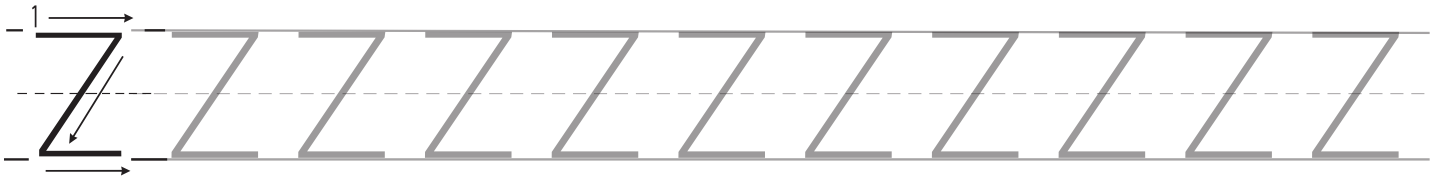


Zebra

Write the missing letter.

W X
Y _

Trace the letters.



2 Naming Letter Shapes
3 Matching Letter Shapes
15 Copying & Tracing

© 2025 The Children's Reading Foundation®.
All rights reserved.